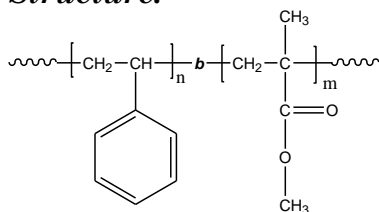


Sample Name: Poly(styrene-b-methyl methacrylate)

(polymethylmethacrylate rich in atactic)

Sample #: P9355P-SMMA

Structure:



Composition:

| Mn x 10 ³ S-b-MMA | PDI |
|------------------------------------|--------------------------------|
| 270.0-b-500.00 | 1.12 |
| T _g for PS block: 107°C | T _g for PMMA block: |
| Microstructure for PMMA block | Syndio:hetero:iso contents |

Synthesis Procedure:

Poly(styrene-b-methyl methacrylate) is prepared by living anionic polymerization in THF at – 78°C using sec.BuLi initiator in the presence of LiCl. Polystyrene macroanions were end capped with a unit of diphenyl ethylene (DPE) before adding methylmethacrylate (MMA) monomer. For further details please see our published articles.¹⁻⁵

Characterization:

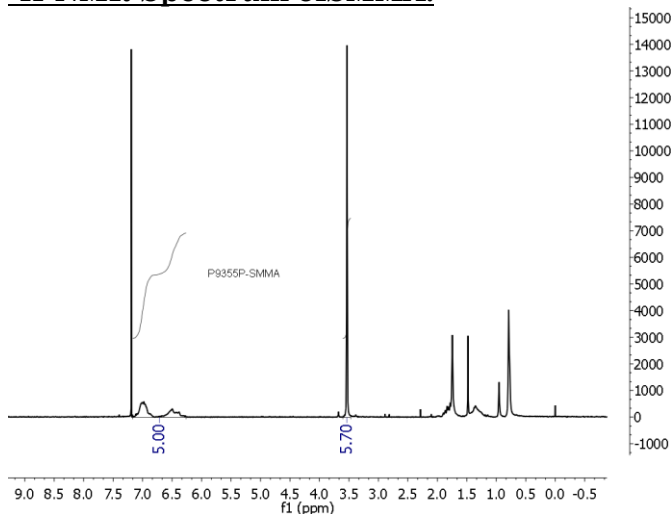
An aliquot of the anionic polystyrene block was terminated before addition of MMA and analyzed by size exclusion chromatography (SEC) to obtain the molecular weight and polydispersity index (PDI). The final block copolymer composition was calculated from ¹H-NMR spectroscopy by comparing the peak area of the poly(methyl methacrylate) protons (eg. – OCH₃ at 3.6ppm) with the of aromatic protons of polystyrene at 6.3-7.2 ppm. Copolymer PDI is determined by SEC.

Thermal analysis of the samples was carried out using a differential scanning calorimeter (TA Q100) at a heating rate of 10°C/min. The inflection glass transition temperature (T_g) of the sample has been considered.

Solubility:

Poly(styrene-b-methyl methacrylate) is soluble in THF, toluene, dioxane and CHCl₃. This polymer readily precipitates from methanol, ethanol, hexanes and water.

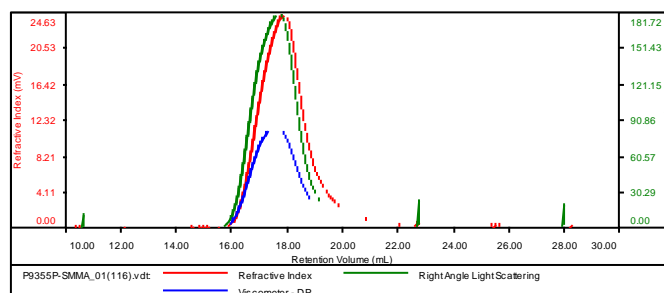
¹H-NMR Spectrum of SMMA:



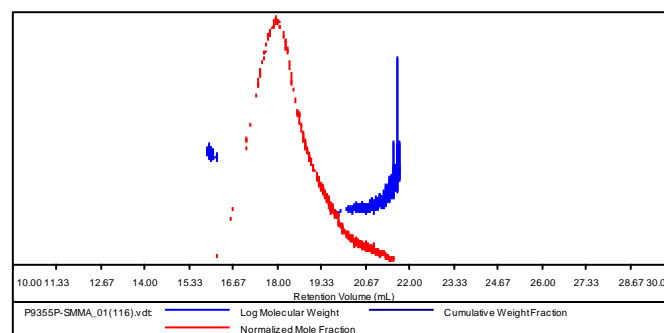
SEC of Sample SMMA:

Sample ID: P9355P-SMMA

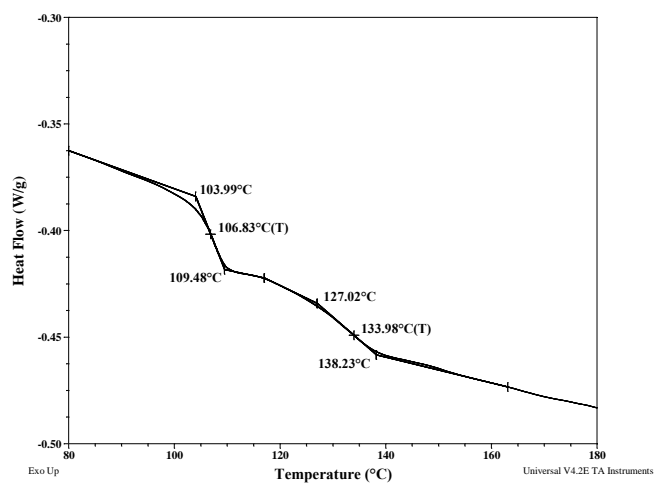
| | |
|-----------------------|---------------------------|
| Concentration (mg/mL) | 1.6496 |
| Sample dn/dc (mL/g) | 0.1350 |
| Method File | PS80K-NOV25-2013-0002.vcm |
| Column Set | 3x PL 1113-6300 |
| System | System 1 |



| Sample | Mn | Mw | Mp | Mw/Mn | IV |
|-------------------------|---------|---------|---------|-------|--------|
| P9355P-SMMA_01(116).vdt | 768,854 | 860,995 | 826,890 | 1.120 | 2.2555 |



Thermogram of the sample



References for further information:

1. S. K. Varshney, R. Fayt, Ph. Teyssie, and J.P. Hautekeer US Patent 5,264,527 (1993)
2. Ph. Teyssie, Ph. Bayard, R. Jerome, S. K. Varshney, and J. S. Wang, *35th IUPAC International Union of Pure & Applied Chemistry International Symposium on Macromolecules* 1994, 67.
3. Ph. Teyssie, R. Fayt, J. P. Hautekeer, C. Jacobs, R. Jerome, L. Leemans and S. K. Varshney *Makromolekular Chemie, Macromol. Symp.*, 1990, 32,61-73.
4. S. K. Varshney, J. P. Hautekeer, R. Fayt, R. Jerome, and Ph.Teyssie *Macromolecules*, 1990, 23, 2618-2622.