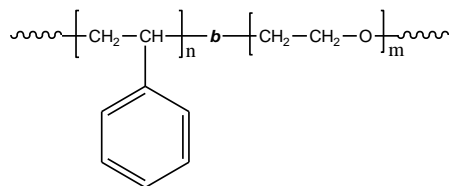


Sample Name: **Poly(styrene-b-ethylene oxide)**

Sample #: **P9663B-SEO**

Structure:



Composition:

$M_n \times 10^3$ S-b-EO	PDI
26.0-b-32.0	1.09

Synthesis Procedure:

Poly(styrene-b-ethylene oxide) diblock copolymer is prepared by living anionic polymerization.

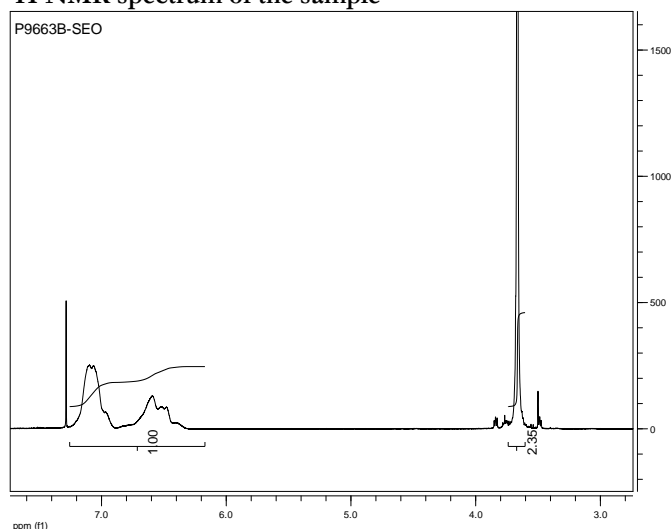
Characterization:

The molecular weight and polydispersity index (PDI) of the block copolymer are characterized by size exclusion chromatography (SEC). The composition of the block copolymer was calculated from ^1H -NMR by comparing the peak area of the phenyl polystyrene protons between 6.4 to 7.2 ppm and the ethylene oxide protons at 3.65 ppm.

Solubility:

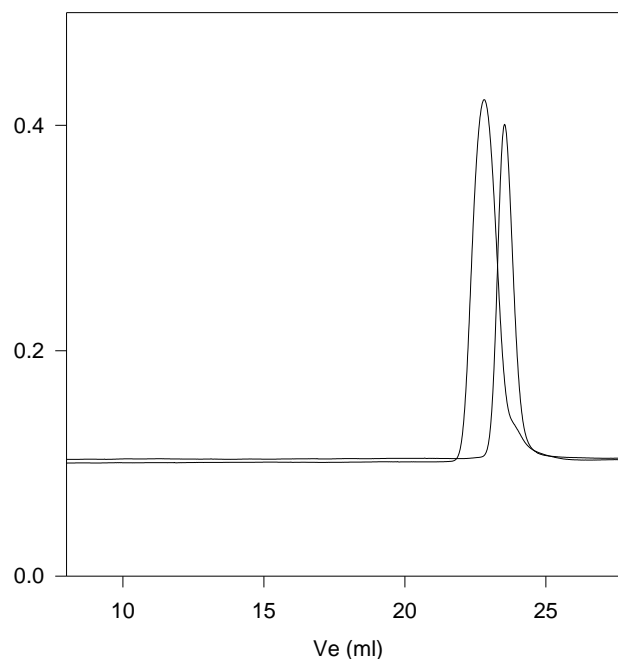
The polymer is soluble in THF (at 35 °C), CHCl_3 , benzene, toluene, dioxane. Low molecular weight SEO with high contents of the polyethylene oxide block can also be solubilized in methanol and water.

^1H NMR spectrum of the sample



SEC profile of the block copolymer

P9663B-SEO



Size Exclusion Chromatography:

- Polystyrene, $M_n=26,000$, $M_w=27,300$, $PI=1.05$
- Block Copolymer Polystyrene-b-Poly(ethylene oxide)
 M_w : PS(26,000)-b-PEO(32,000), $PI=1.09$

Thermal analysis of the sample# P9663B-SEO

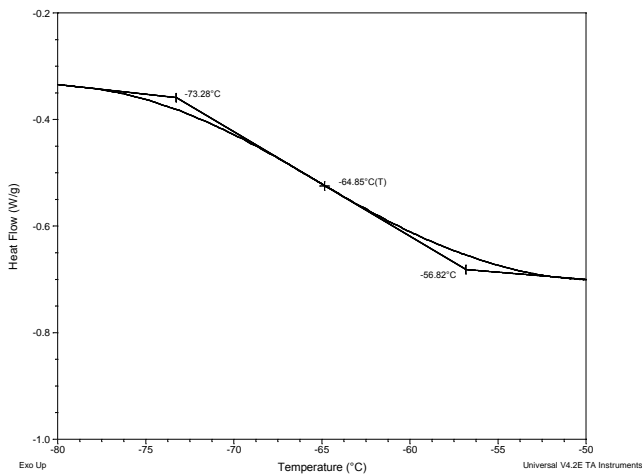
Thermal analysis of the samples was carried out on a TA Q100 differential scanning calorimeter at a heating rate of 20°C/min. The midpoint of the slope change of the heat flow plot of the second heating scan was considered as the glass transition temperature (T_g).

Thermal analysis results at a glance

For PS block T_g : 107°C		
For PEO block		
T_g : -65°C	T_m : 63°C	T_c : 43°C

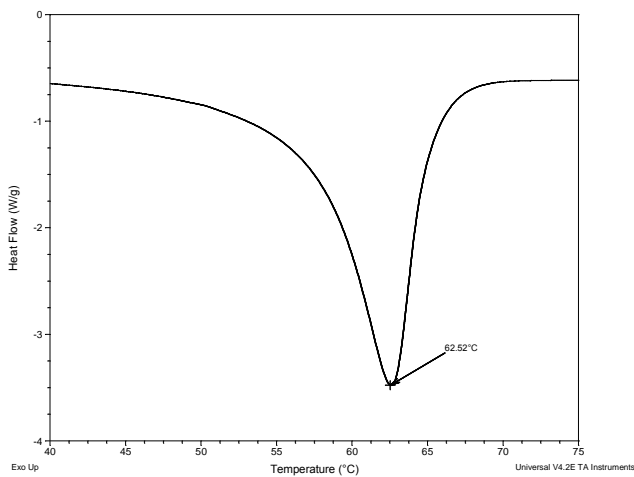
Thermogram for the sample

For PEO block:



Melting and crystallization curve for the PEO block

The melting temperature (T_m) was taken as the maximum of the endothermic peak where as the crystallization temperature (T_c) was considered as the minimum of the exothermic peak.



For PS block

