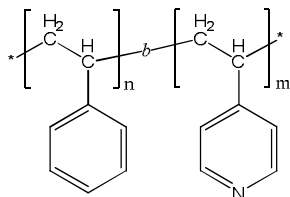


**Sample Name:** Poly(styrene-b-4-vinyl pyridine)

**Sample #:** P9887-S4VP

**Structure:**



**Composition:**

$M_n \times 10^3$ S-b-4VP	PDI
435.0-b-13.0	1.25
Tg for PS block:	100 °C
Tg for P4VP block:	144 °C

**Synthesis Procedure:**

Poly(styrene-b-4-vinyl pyridine) is prepared by living anionic polymerization in THF at  $-78^\circ\text{C}$  in the presence of LiCl an additive.

**Characterization:**

An aliquot of the anionic polystyrene block was terminated before addition of 4VP and analyzed by size exclusion chromatography (SEC) to obtain the molecular weight and polydispersity index (PDI). The Block copolymer composition was then calculated from  $^1\text{H}$ -NMR spectroscopy by comparing the peak area of the 4VP proton at 8.5–8.1 ppm with the peak area of the aromatic protons of polystyrene at 6.3–7.2 ppm. The composition of the block copolymer can also be determined by titration in acetic acid/ $\text{HClO}_4$  using crystal violet indicator. Copolymer PDI is determined by SEC.

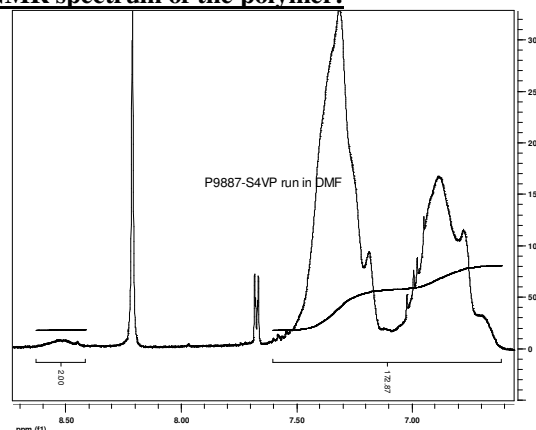
**Thermal analysis** of the samples was carried out on a TA Q100 differential scanning calorimeter at a heating rate of  $10^\circ\text{C}/\text{min}$ . The midpoint of the slope change of the heat flow plot of the second heating scan was considered as the glass transition temperature ( $T_g$ ).

**Purification of the obtained polymer:**

Purification of the obtained polymer was carried out rigorously as follows to ensure the removal of the catalyst side product:

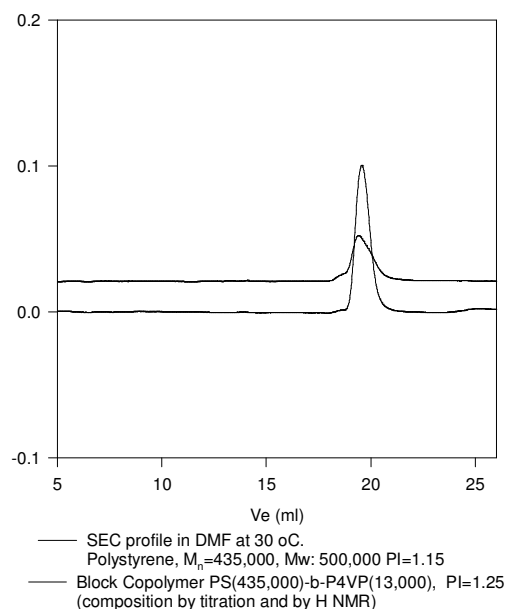
1. Dissolved the polymer in  $\text{CHCl}_3$  and wash with de-ionized distilled water to remove any soluble organic catalyst side product.
2. Polymer was extracted from water with chloroform.
3. Polymer solution in  $\text{CHCl}_3$  was dried over anhydrous sodium sulfate.
4. Solution was filtered and then was passed through a column packed with basic  $\text{Al}_2\text{O}_3$ .
5. Solution was concentrated on rota-evaporator
6. Solution was precipitated in cold hexane and redissolved in benzene and freeze dried.
7. Dried under vacuum for 48h at  $50^\circ\text{C}$ .

**$^1\text{H}$  NMR spectrum of the polymer:**

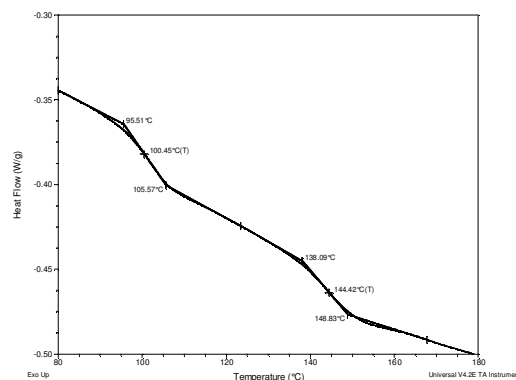


**SEC of the first block and the diblock copolymer:**

**P9887-S4VP**



**DSC thermogram:**



**References:**

- (1). S. K. Varshney, X. F. Zhong and A. Eisenberg *Macromolecules*, **1993**, 26, 701-706.
- (2). Z. Gao, S. K. Varshney, S. Wong, A. Eisenberg *Macromolecules*, **1994**, 27, 7923-7927.