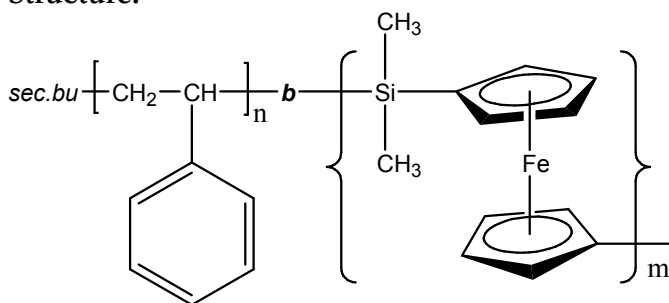


Sample Name:**Poly(styrene-b-ferrocenyldimethylsilane)****Sample #:** P9901-SFES**Structure:****Composition:**

$M_n \times 10^3$ S-b-FES	M_w/M_n (PDI)
102.0-b-4.5	1.18
T_g for PS block: 104°C	T_g for FES block not detected

Synthesis Procedure:

Poly(styrene-b-ferrocenyldimethylsilane) is prepared by anionic living polymerization by successive addition of styrene followed by the addition of ferrocenyldimethylsilane monomer.

Characterization:

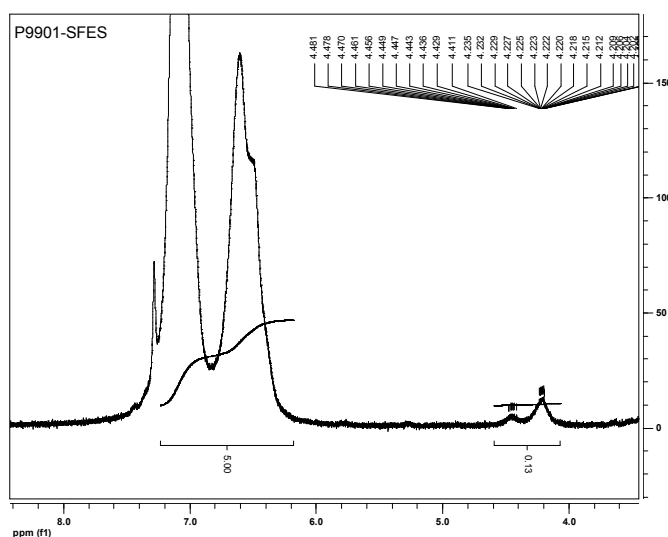
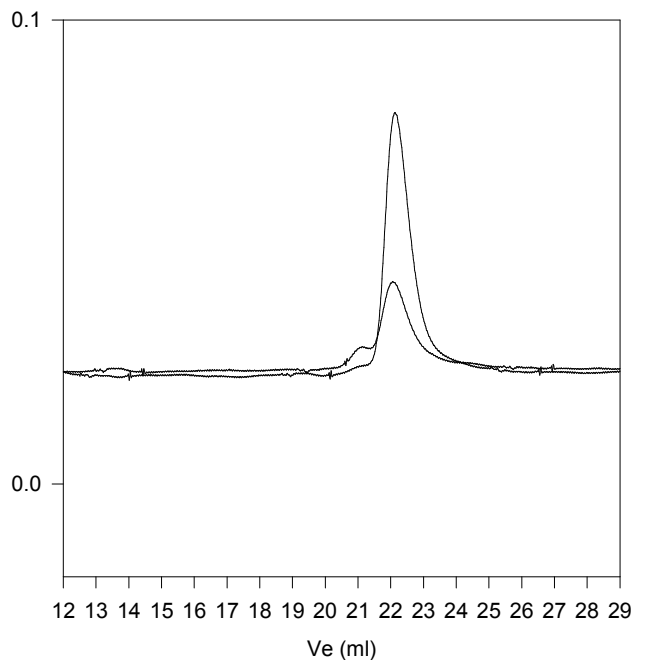
An aliquot of the polystyrene block was terminated before addition of hexamethyl cyclotrisiloxane and analyzed by size exclusion chromatography (SEC) to obtain the molecular weight and polydispersity index (PDI). The final block copolymer composition was calculated from ^1H -NMR spectroscopy by comparing the peak area of the styrene protons at 6.3-7.2 ppm with the peak area of $\text{Si}(\text{CH}_3)_2$ at 0.2 ppm.

Thermal analysis:

Thermal analysis of the samples was carried out on a TA Q100 differential scanning calorimeter at a heating rate of 10°C/min. The midpoint of the slope change of the heat flow plot of the second heating scan was considered as the glass transition temperature (T_g).

Solubility:

Polymer is soluble in THF, CHCl_3 , Toluene and precipitate out from ether and hexanes.

 ^1H NMR spectrum of the sample:**SEC profile of the block copolymer:****P9901-SFES**— Polystyrene, $M_n=102,000$, $PI=1.12$ — Block Copolymer PS(102000)-b-PFES(4500), $PI=1.18$
Composition from FTIR/HNMR