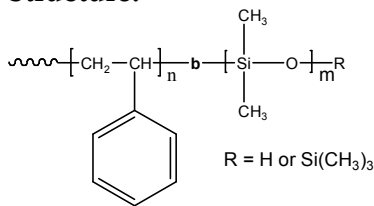


Sample Name:

Poly(styrene-b-dimethyl siloxane)

Sample #: **P9962A-SDMS (R=(Si(CH₃)₃))**

Structure:



Composition:

$M_n \times 10^3$ S-b-DMS	M_w/M_n (PDI)
5.2-b-2.1	1.14
T_g for PS block: 83°C	DMS block: T_g -121°C (Lit.)

Synthesis Procedure:

Poly(styrene-b-dimethyl siloxane) is prepared by living anionic polymerization with sequence addition of styrene followed by hexamethyl cyclotrisiloxane. For the details please see the references.

Characterization:

An aliquot of the polystyrene block was terminated before addition of hexamethyl cyclotrisiloxane and analyzed by size exclusion chromatography (SEC) to obtain the molecular weight and polydispersity index (PDI). The final block copolymer composition was calculated from ¹H-NMR spectroscopy by comparing the peak area of the styrene protons at 6.3-7.2 ppm with the peak area of siloxane protons near 0.13 ppm. Block copolymer PDI is determined by SEC.

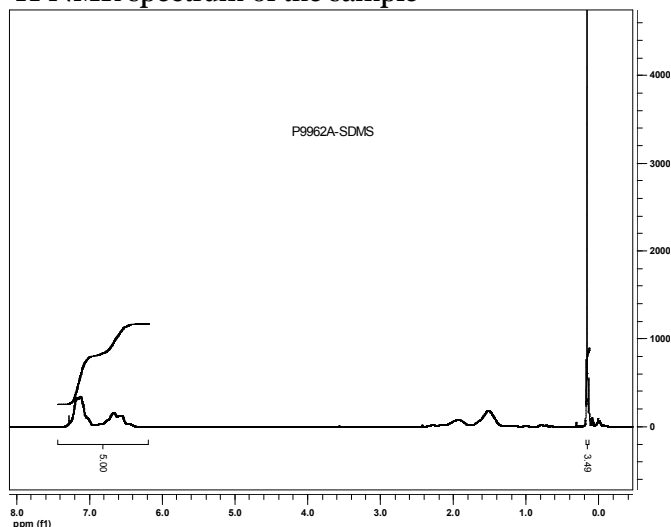
Thermal analysis

Thermal analysis of the samples was carried out on a TA Q100 differential scanning calorimeter at a heating rate of 20°C/min. The midpoint of the slope change of the heat flow plot of the second heating scan was considered as the glass transition temperature (T_g).

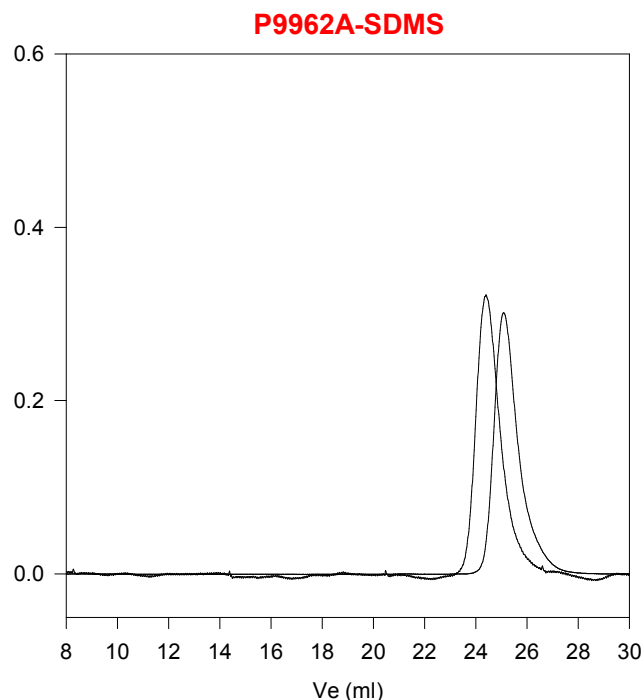
Solubility:

Poly(styrene-b-dimethyl siloxane) is soluble in CHCl₃, toluene, THF.

¹H NMR spectrum of the sample



SEC profile of the block copolymer



Size exclusion chromatography of poly(styrene-b-dimethylsiloxane)

— Polystyrene, $M_n=5200$, $M_w=5,700$, $M_w/M_n=1.09$

— Poly(styrene-b-dimethylsiloxane)

M_n : PS(5,200)-b-PDMS(2,100) $M_w/M_n=1.14$

DSC thermogram for PS block:

