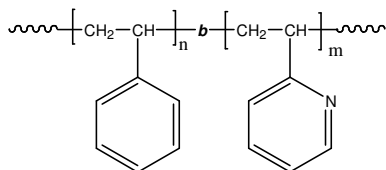


Sample Name:
Polystyrene-*block*-poly (2-vinyl pyridine)

Sample #: P40089-S2VP

Structure:



Composition of PS-*b*-P2VP diblock copolymer:

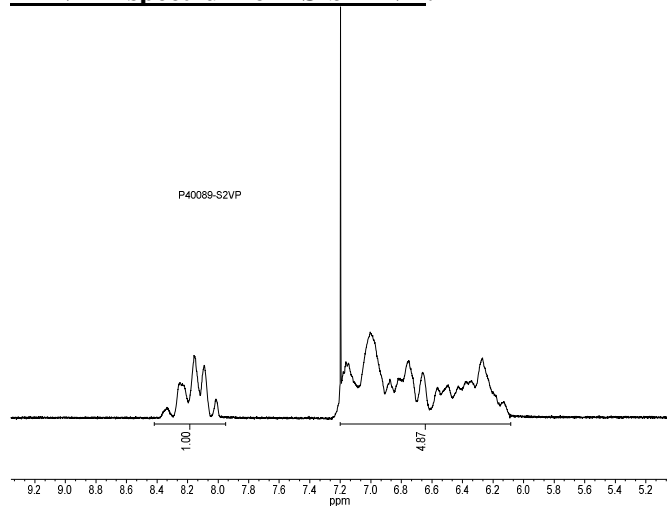
$M_n \times 10^3$ (g/mol)	PDI
48.0-b-136.0	1.08

Synthesis:

Polystyrene-*b*-poly (2-vinyl pyridine) was prepared by living anionic polymerization in THF at -78°C in the presence of LiCl as an additive.

Characterization: The polymer was characterized by ^1H NMR and SEC.

^1H NMR spectrum of PS-*b*-P2VP:



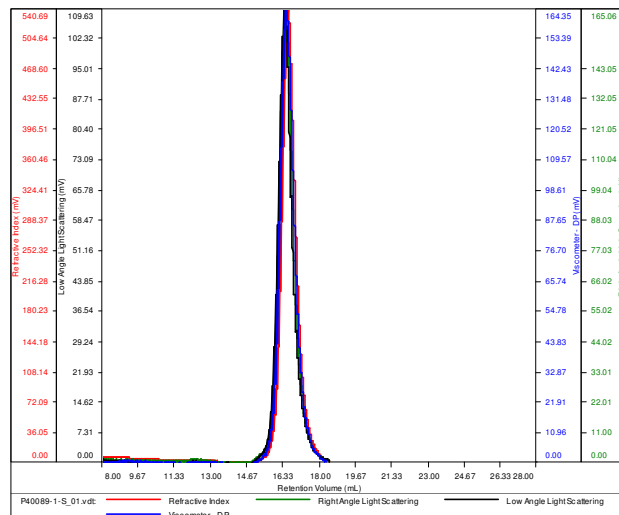
References:

1. S. K. Varshney, X. F. Zhong and A. Eisenberg *Macromolecules* **1993**, 26, 701–706.
2. Z.Gao, S. K. Varshney, S. Wong, A. Eisenberg *Macromolecules* **1994**, 27, 7923–7927.

SEC elugram of PS-*b*-P2VP:

P40089-1

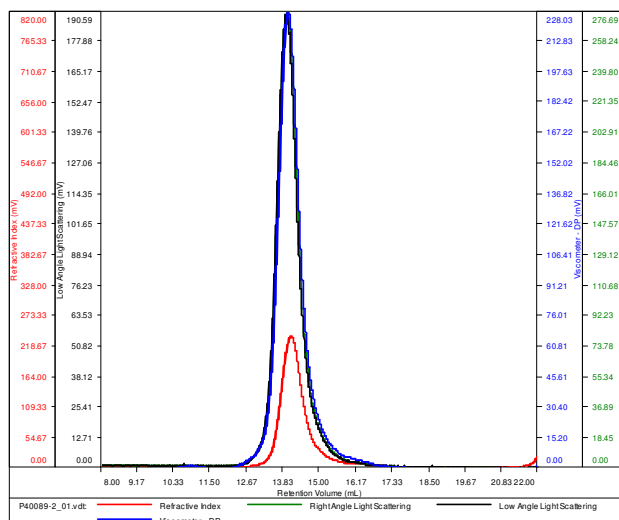
Conc (mg/mL)	6.7331
dn/dc (mL/g)	0.1650
Method	PS80k-August-08-2016-0000.vcm
Solvent	DMF w 0.023M LiBr
Column	PSS



Sample	Mn	Mw	Mp	Mw/Mn	IV
P40089-1-S_01.vdt	47,666	50,864	46,900	1.067	0.2122

P40089-S2VP

Conc (mg/mL)	3.3931
dn/dc (mL/g)	0.1580
Method	PS80k-August-08-2016-0000.vcm
Solvent	DMF w 0.023M LiBr
Column	PSS



Sample	Mn	Mw	Mp	Mw/Mn	IV
P40089-2_01.vdt	184,482	200,994	190,895	1.090	0.6481