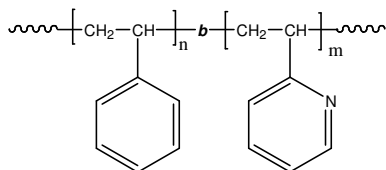


Sample Name:  
Polystyrene-*b*-poly (2-vinyl pyridine)

Sample #: P40090A-S2VP

Structure:



Composition of PS-*b*-P2VP diblock copolymer:

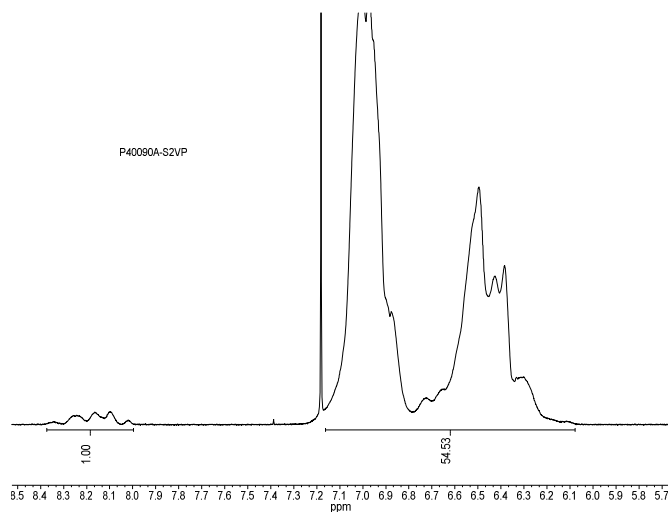
$M_n \times 10^3$ (g/mol)	PDI
247.0-b-27.0	1.06

Synthesis:

Polystyrene-*b*-poly (2-vinyl pyridine) was prepared by living anionic polymerization in THF at  $-78^\circ\text{C}$  in the presence of LiCl as an additive.

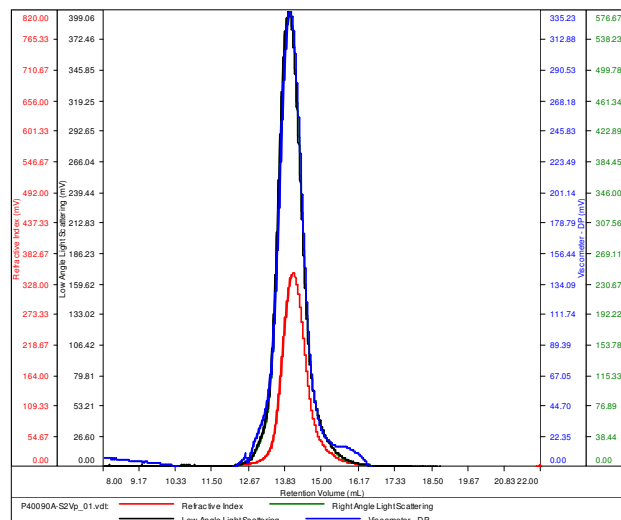
Characterization: The polymer was characterized by  $^1\text{H}$  NMR and SEC.

$^1\text{H}$  NMR spectrum of PS-*b*-P2VP:



SEC elugram of PS-*b*-P2VP:  
P40090A-S2VP

Conc (mg/mL)	5.2077
dn/dc (mL/g)	0.1600
Method	PS80k-August-08-2016-0000.vcm
Solvent	DMF w 0.023M LiBr
Column	PSS



Sample	Mn	Mw	Mp	Mw/Mn	IV
P40090A-S2VP_01.vdt	273,892	290,499	276,298	1.061	0.6664

References:

1. S. K. Varshney, X. F. Zhong and A. Eisenberg *Macromolecules* **1993**, 26, 701–706.
2. Z. Gao, S. K. Varshney, S. Wong, A. Eisenberg *Macromolecules* **1994**, 27, 7923–7927.