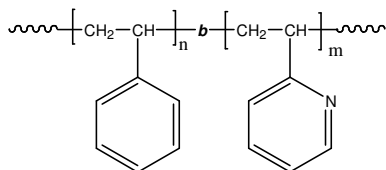


Sample Name:  
**Polystyrene-*b*-poly (2-vinyl pyridine)**

Sample #: **P40080-S2VP**

**Structure:**



**Composition of PS-*b*-P2VP diblock copolymer:**

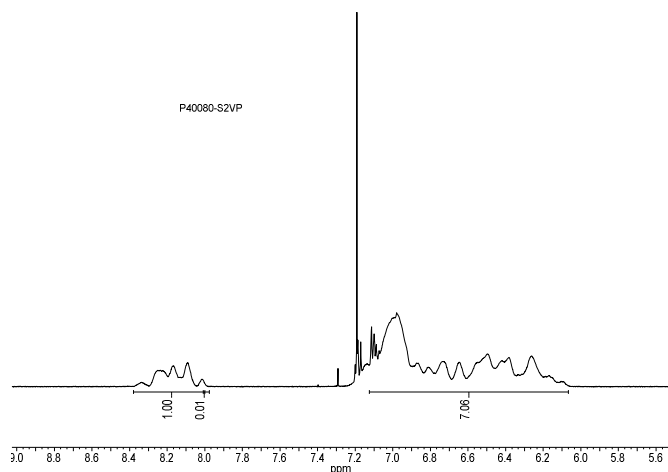
$M_n \times 10^3$ (g/mol)	PDI
240.0-b-296.0	1.14

**Synthesis:**

Polystyrene-*b*-poly (2-vinyl pyridine) was prepared by living anionic polymerization in THF at  $-78^\circ\text{C}$  in the presence of LiCl as an additive.

**Characterization:** The polymer was characterized by  $^1\text{H}$  NMR and SEC.

**$^1\text{H}$  NMR spectrum of PS-*b*-P2VP:**



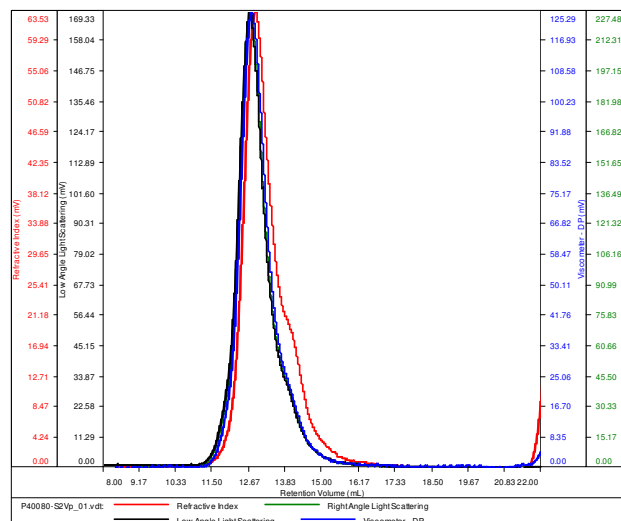
**References:**

1. S. K. Varshney, X. F. Zhong and A. Eisenberg *Macromolecules* **1993**, 26, 701–706.
2. Z.Gao, S. K. Varshney, S. Wong, A. Eisenberg *Macromolecules* **1994**, 27, 7923–7927.

**SEC elugram of PS-*b*-P2VP:**

**P40080-S2VP**

Conc (mg/mL)	1.3073
dn/dc (mL/g)	0.1580
Method	PS80k-August-08-2016-0000.vcm
Solvent	DMF w 0.023M LiBr
Column	PSS



Sample	Mn	Mw	Mp	Mw/Mn	IV
P40080-S2Vp_01.vct	536,273	614,460	625,121	1.146	2.4052