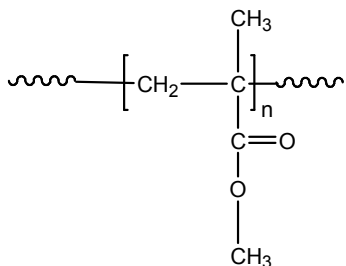


Sample Name: Poly (methyl methacrylate)
Different microstructure

Sample #: P40529T-MMA

Structure:



Composition:

$M_n \times 10^3$	PDI
288.0	1.3

Syndio : Hetero : Iso	59:37:4
T_g	127 °C

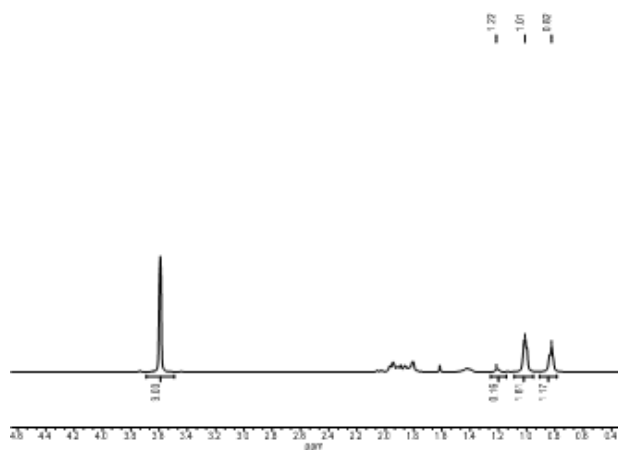
Synthesis Procedure:

The polymer was synthesized by anionic polymerization.

Characterization:

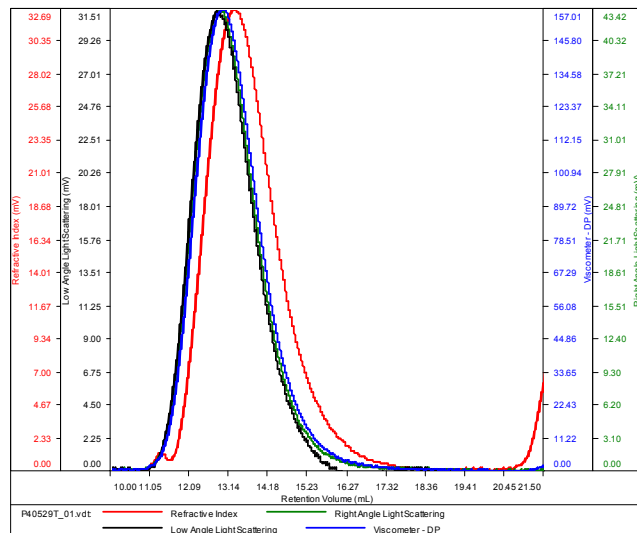
The product was characterized by size exclusion chromatography (SEC) and ^1H NMR.

^1H NMR spectrum of PMMA:



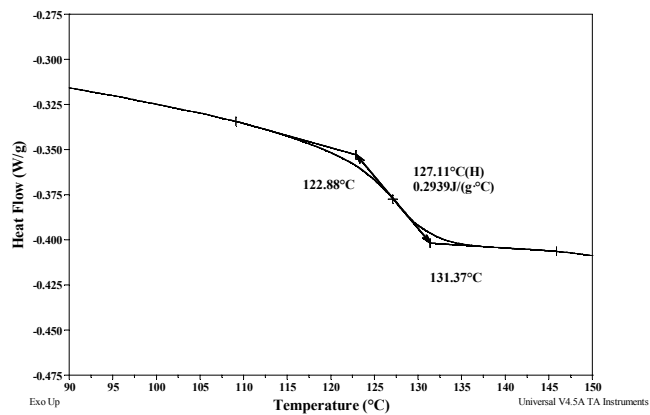
SEC elugram of PMMA homopolymer:
P40529T-MMA

Conc	6.8292
dn/dc	0.0650
Solvent	DMF w 0.023M LiBr
Flow Rate	0.7000
Method	PS80k-March2017-0002.vcm



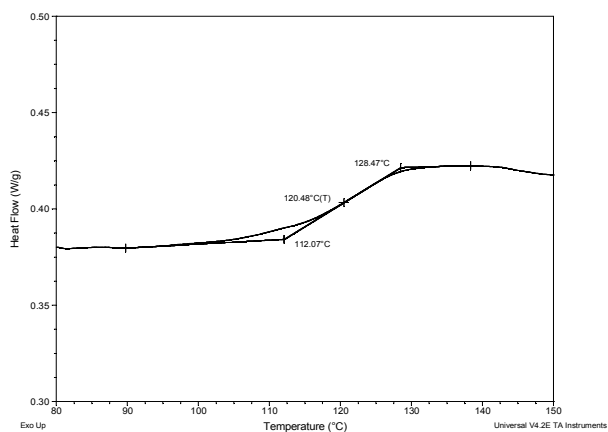
Sample	M_n	M_w	M_p	M_w/M_n	IV
P40529T_01.vdt	288,124	374,833	364,825	1.301	0.5180

DSC thermogram of the polymer
Size: 6.0000 mg DSC

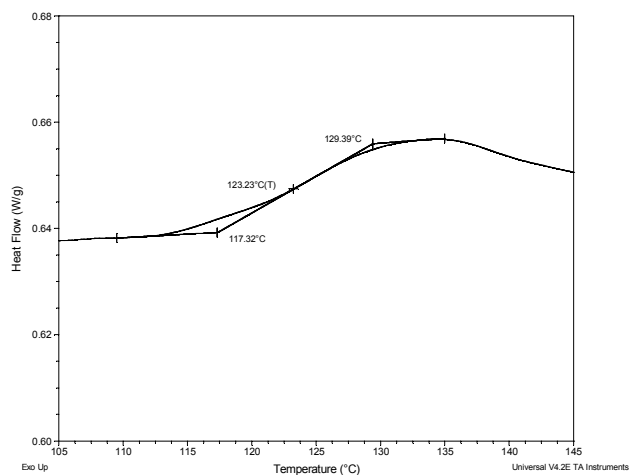


Thermograms of PMMA:

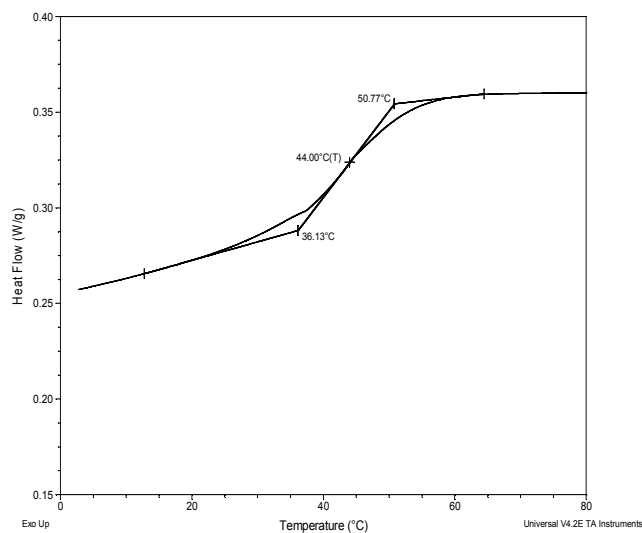
(a) syndiotactic >79%



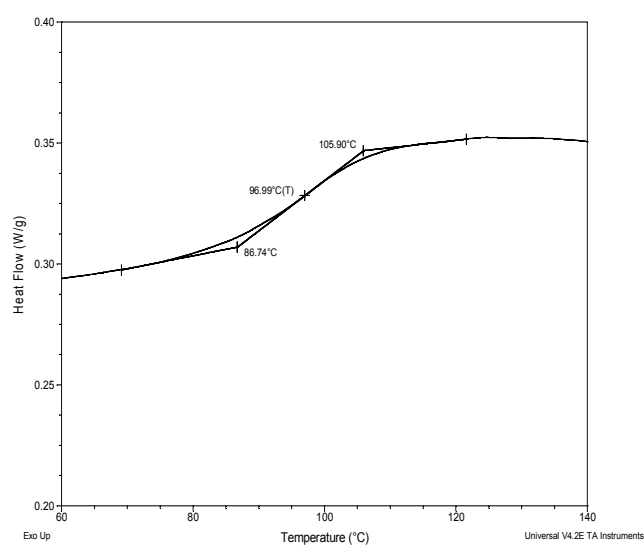
(b) syndiotactic >85%



(c) isotactic >97%



(d) atactic



**Summary of DSC results for PMMA
of different tacticity:**

<i>PMMA microstructure</i>	<i>Tacticity Syndio : Iso : Hetero</i>	<i>T_g (°C)</i>
Syndiotactic >79%	79 : 19 : 2	120
Syndiotactic >85%	86 : 0 : 14	123
Isotactic >97%	0 : 97 : 3	44
Atactic	56 : 6 : 38	97