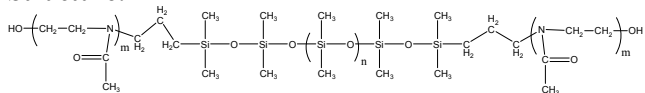


Sample Name:

Poly(2-methyloxazoline-b-dimethylsiloxane-b-2-methyloxazoline) Triblock Copolymer

Sample #: P10917E-MOZXZDMSMOXZ

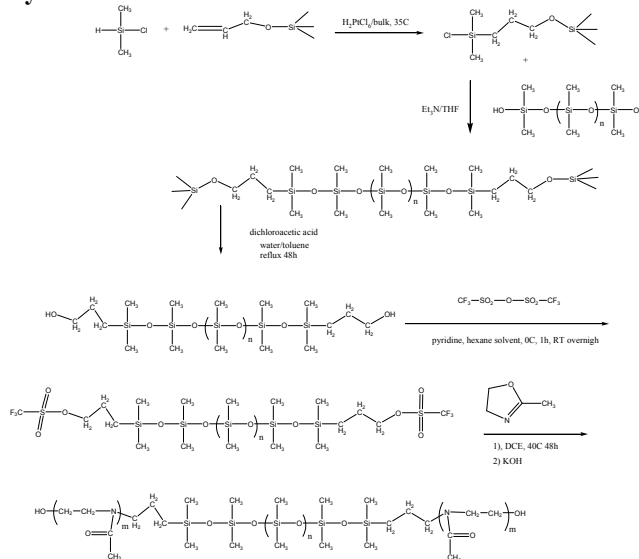
Structure:



Composition:

Mn x 10 ³	PDI
0.7-b-5.0-b-0.7	1.3

Synthesis Procedure:

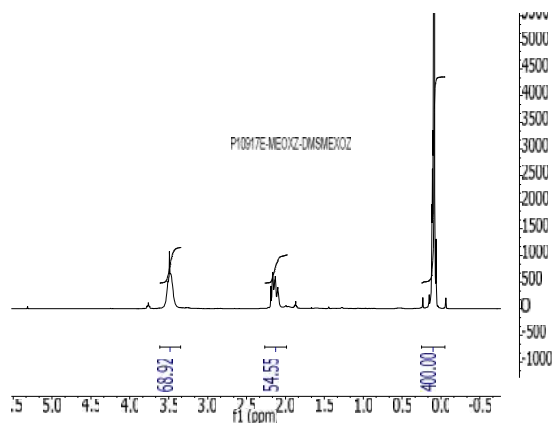
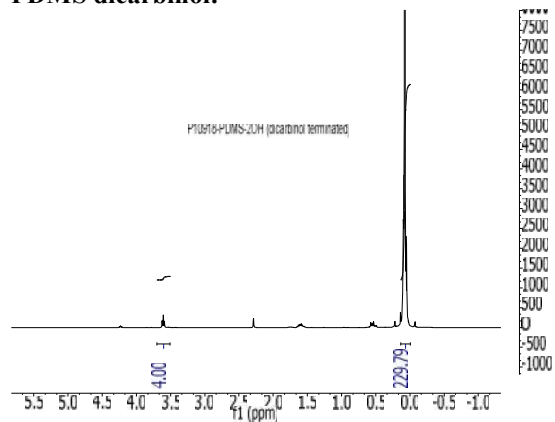


Characterization:

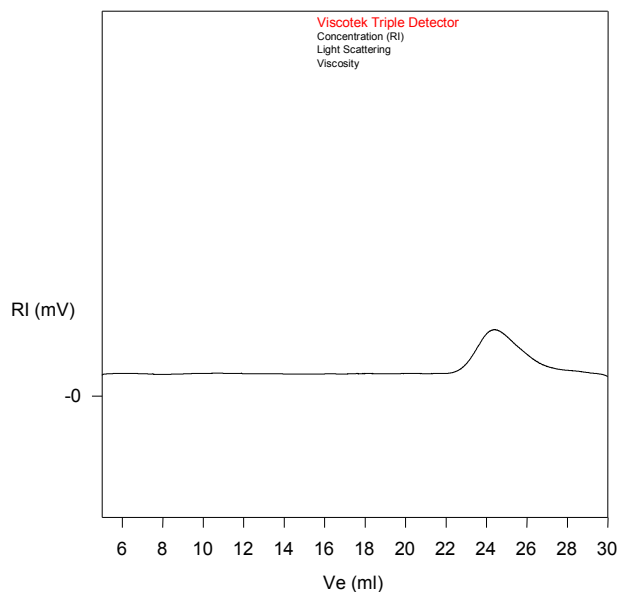
Central Block: Size exclusion chromatography (SEC): Varian liquid chromatograph equipped with UV and refractive detector. SEC columns from Supelco were used with THF and for the block copolymer in DMF as the eluent. The columns were calibrated with monodisperse poly(dimethyl siloxane). The molecular weights and the polydispersity indice were calculated.

Side Block: The chemical composition was extracted from proton NMR, which was recorded from Varian 500MHz instrument using CDCl₃ as solvent. The molecular weight of side block was calculated based on the molecular weight of central block and the chemical composition.

PDMS dicarbinol:



P10917E-MeOXZDMSMeOXZ



— MEOXZ-DMS-MEOXZ M_n = 700-b-5000-b-700 M_w/M_n = 1.3