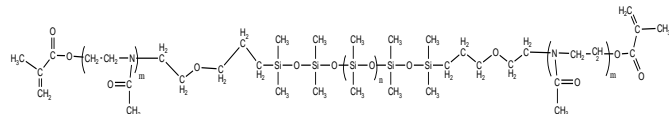


Sample Name: Methacrylate End Functionalized Poly(2-methyloxazoline-b-dimethylsiloxane-b-2-methyloxazoline) Triblock Copolymer

Sample #: P40650C-MAMOXZDMSMOXZMA

Structure:

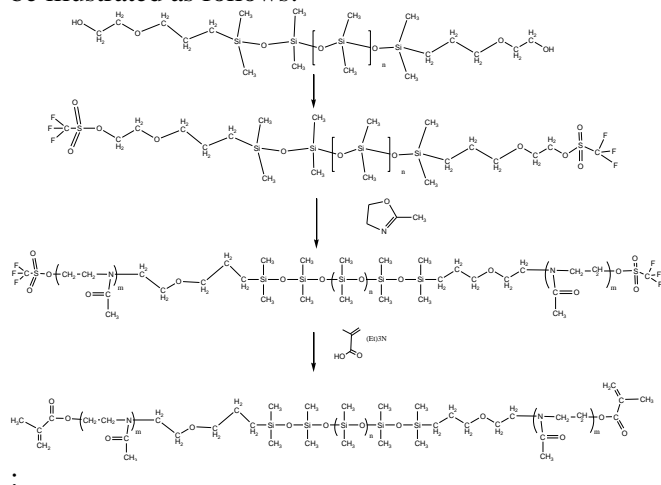


Composition:

$M_n \times 10^3$ (g/mol)	M_w/M_n
1.3-b-5.0-b-1.3	1.3
Dp: 16-68-15	

Synthesis:

The polymer was synthesized by combination of anionic and cationic Process. The reaction of polymerization can be illustrated as follows:



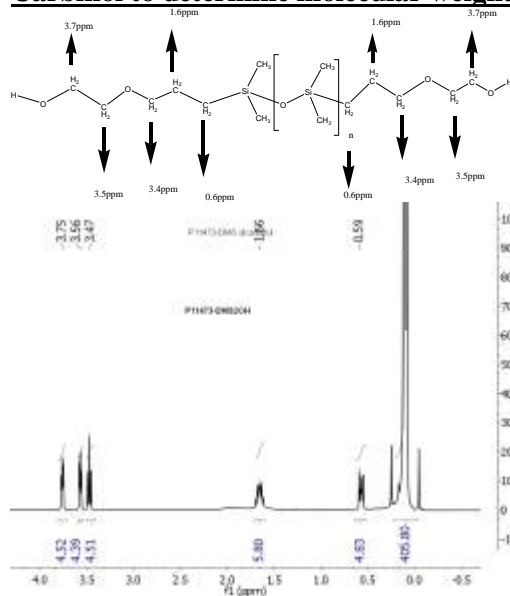
Characterization:

The molecular weight and polydispersity index of the polymer were determined by size exclusion chromatography (SEC) and ^1H NMR spectrum.

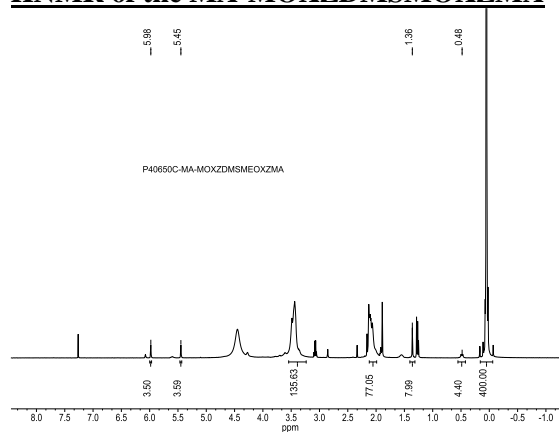
The ratio between blocks was calculated from ^1H NMR spectrum.

The block copolymer could not be eluted in our SEC, the composition of the block copolymer was determined from the ^1H NMR by knowing the molecular mass of the starting PDMS dicarbinol terminated PDMS: M_n 5000

^1H NMR of the PDMS end functionalized with Carbinol to determine molecular weights

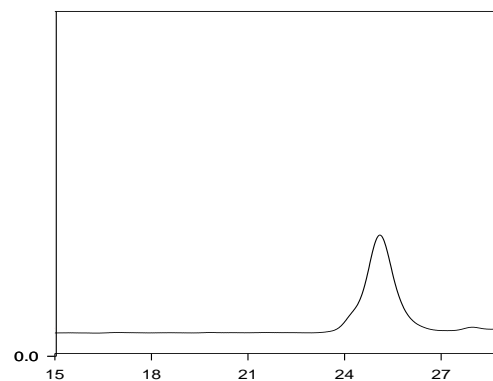


^1H NMR of the MA-MOXZDMSMOXZMA



SEC of the final polymer:

P40650C-MAMEOXZDMSMEOXZMA



Size exclusion chromatography of the polymer: run in DMF at 60 oC

..... MEOXZ-Polydimethylsiloxane-MEOXZ M_n = 1300-b-5000-1300, PI=1.35