Sample Name: **ω-Amino terminated Poly (styrene-b-ethylene oxide-b-Histidine)**

Sample #: **P40911-S-EO-HisNH2**

Structure:

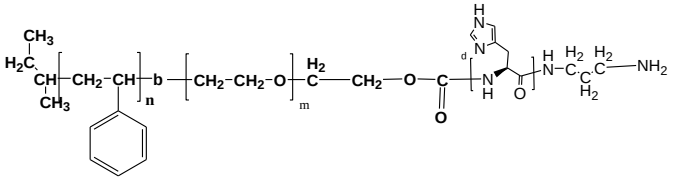

Composition:

Mn x 10^3 S-b-EO-His-NH2	9.5-b-18.0-b-6.0
PDI	1.09
functionality by HNMR	> 98 %

Synthesis:

ω-Amino terminated Poly (styrene-b-ethylene oxide-b-Histidine) is prepared by modification of terminal COOH to react with BOC_Histidiner-NH2.

Characterization:

The product was characterized by size exclusion chromatography (SEC) and ^{1}H NMR.

H NMR spectrum of diblock SEO:

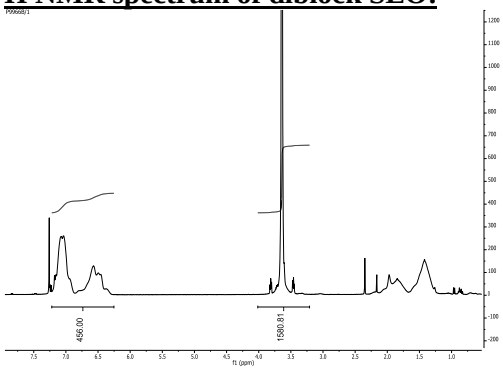

HNMR of BOC-Poly Histidine-DNP) NH2:

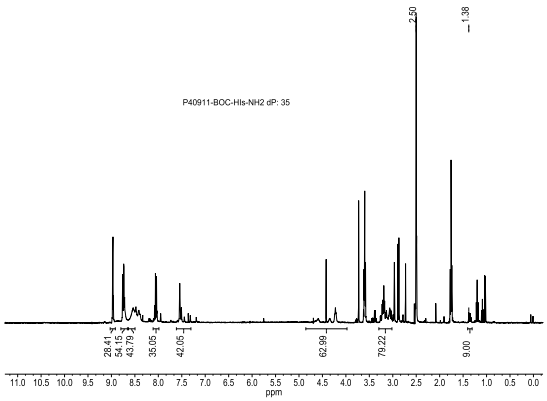

HNMR of the final polymer SEO-DNP-Histidine-BOC:

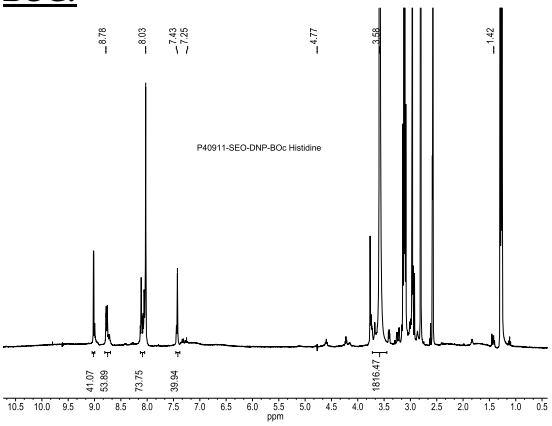

HNMR spectrum of SEO-Poly Histidine-BOC in DMSO

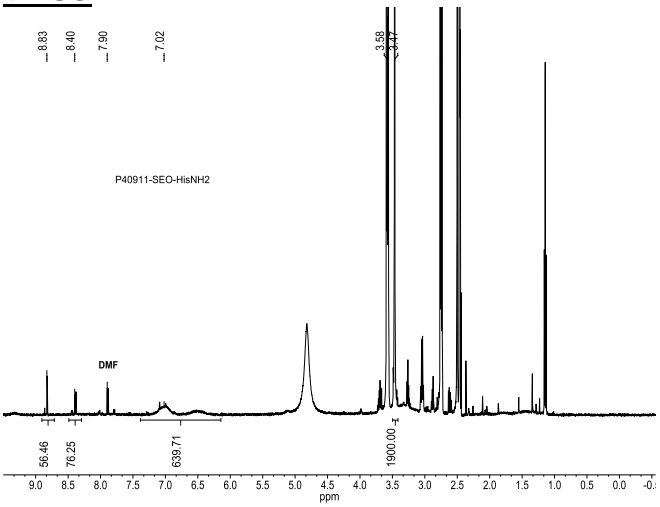
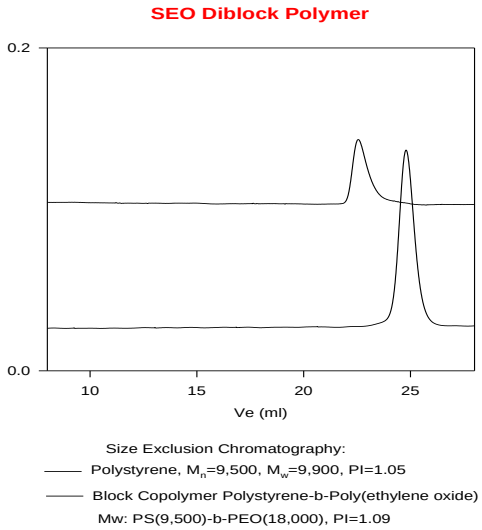
SEC of the SEO diblcok polymer before attaching Poly Histidine: