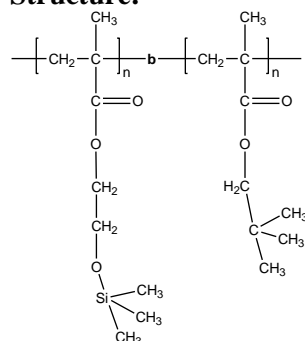


Sample Name: Poly(Trimethylsiloxy 2- ethyl methacrylate-b-Neopentyl methacrylate)

Sample #: P40964-HEMATMSNPMA

Structure:



Composition:

Mn $\times 10^3$ HEMA-TMS-b-NPMA	PDI
10.0-b-110.0	1.35
T _g for NPMA block:	119°C

Synthesis Procedure:

Polymer was synthesized by GTP polymerization process.

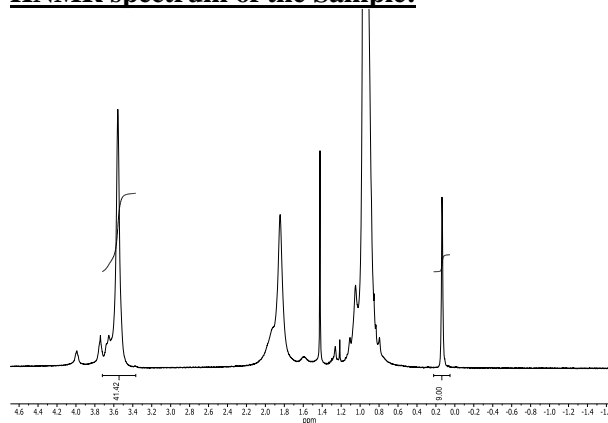
Characterization:

Polymer was analyzed by size exclusion chromatography (SEC) to obtain the molecular weight and polydispersity index (PDI). The final block copolymer composition was calculated from HNMR analysis.

Thermal analysis

Thermal analysis of the samples was carried out on a TA Q100 differential scanning calorimeter at a heating rate of 10°C/min. The midpoint of the slope change of the heat flow plot of the second heating scan was considered as the glass transition temperature (T_g).

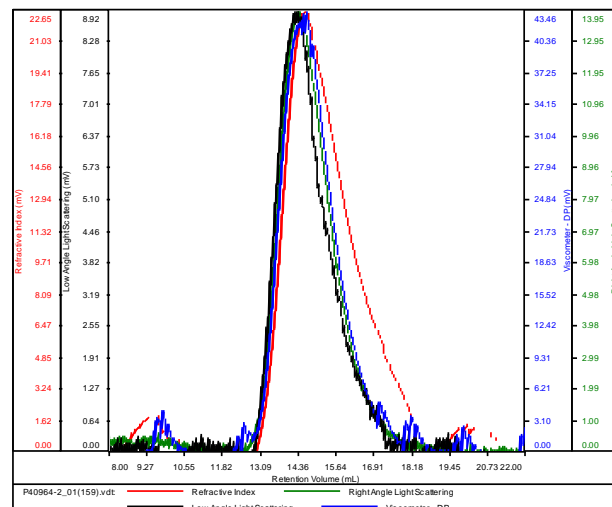
HNMR spectrum of the Sample:



SEC elugram of the block copolymer:

P40964-2

Conc	3.3481
dn/dc	0.0650
Solvent	DMF w 0.023M LiBr
Flow Rate	0.7000
Method	PS80k_2018-02-15-0000.vcm



Sample	Mn	Mw	Mp	Mw/Mn	IV
P40964-2_01(159).vdt	120,018	162,389	185,086	1.353	0.3129

DSC thermogram for NPMA block:

