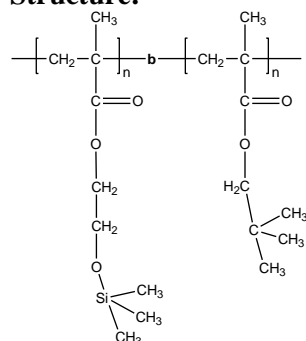


Sample Name: Poly(Trimethylsiloxy 2- ethyl methacrylate-*b*-Neopentyl methacrylate)

Sample #: P40969-HEMATMSNPMA

Structure:



Composition:

Mn × 10 ³ HEMA-TMS- <i>b</i> -NPMA	PDI
10.0- <i>b</i> -144.0	1.04
T _g for NPMA block:	119°C

Synthesis Procedure:

Polymer was synthesized by GTP polymerization process.

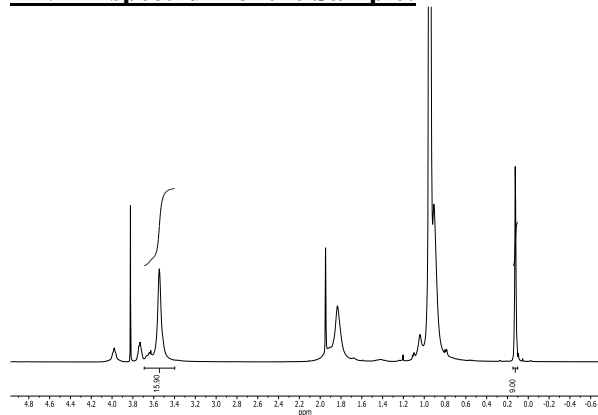
Characterization:

Polymer was analyzed by size exclusion chromatography (SEC) to obtain the molecular weight and polydispersity index (PDI). The final block copolymer composition was calculated from HNMR analysis.

Thermal analysis

Thermal analysis of the samples was carried out on a TA Q100 differential scanning calorimeter at a heating rate of 10°C/min. The midpoint of the slope change of the heat flow plot of the second heating scan was considered as the glass transition temperature (T_g).

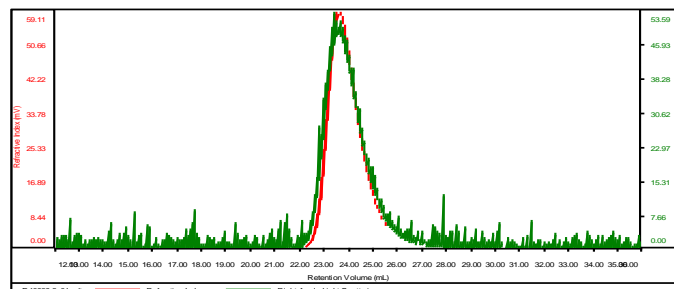
HNMR spectrum of the Sample:



SEC elugram of the block copolymer:

P40969-2

Concentration (mg/mL)	3.4756
Sample dn/dc (mL/g)	0.0840
Method File	PS80K_2018-02-21-redo-0000.vcm
Column Set	3x PL 1113-6300
Solvent	THF



Sample	Mn (Da)	Mw (Da)	Mw/Mn	IV (dL/g)	Mp (Da)
P40969-2_01.vdt	154,502	160,645	1.040	0.9466	130,464

DSC thermogram for NPMA block:

