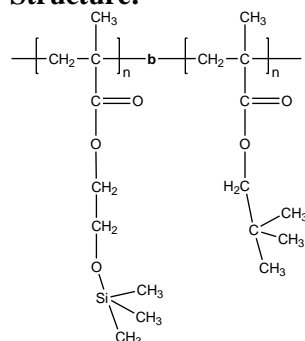


Sample Name: Poly(Trimethylsiloxy 2- ethyl methacrylate-b-Neopentyl methacrylate)

Sample #: P40970-HEMATMSNPMA

Structure:



Composition:

| | |
|--------------------------------|-------|
| Mn $\times 10^3$ | PDI |
| HEMA-TMS-b-NPMA | |
| 8.0-b-59.0 | 1.05 |
| T _g for NPMA block: | 119°C |

Synthesis Procedure:

Polymer was synthesized by GTP polymerization process.

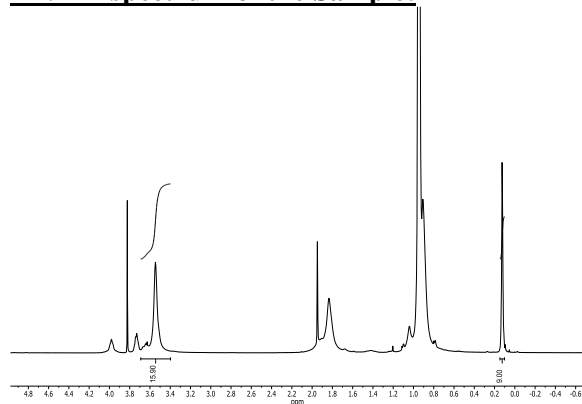
Characterization:

Polymer was analyzed by size exclusion chromatography (SEC) to obtain the molecular weight and polydispersity index (PDI). The final block copolymer composition was calculated from HNMR analysis.

Thermal analysis

Thermal analysis of the samples was carried out on a TA Q100 differential scanning calorimeter at a heating rate of 10°C/min. The midpoint of the slope change of the heat flow plot of the second heating scan was considered as the glass transition temperature (T_g).

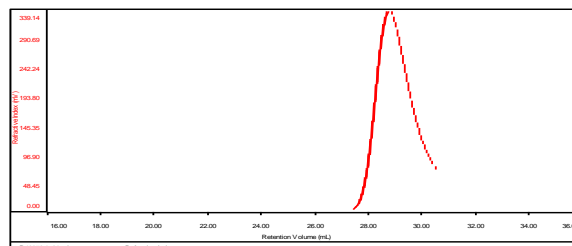
HNMR spectrum of the Sample:



SEC elugram of the HEMATMS block:

P40970-1

| | |
|-----------------------|--------------------------------|
| Concentration (mg/mL) | 25.4868 |
| Sample dn/dc (mL/g) | 0.0800 |
| Method File | PS80K_2018-02-21-redo-0000.vcm |
| Column Set | 3x PL 1113-6300 |
| Solvent | THF |

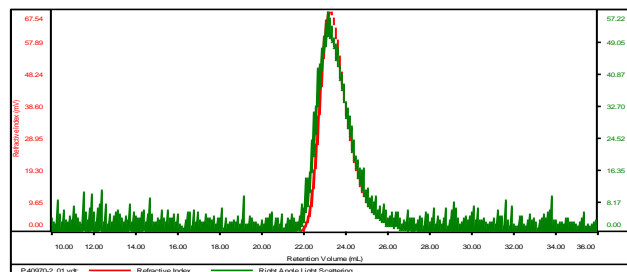


| Sample | Mn (Da) | Mw (Da) | Mw/Mn | IV (dL/g) | MP (Da) |
|-----------------|---------|---------|-------|-----------|---------|
| P40970-1_01.vdt | 8,121 | 8,462 | 1.042 | 0.0433 | 6,516 |

SEC elugram of the block copolymer:

P40970-2

| | |
|-----------------------|--------------------------------|
| Concentration (mg/mL) | 4.0137 |
| Sample dn/dc (mL/g) | 0.0840 |
| Method File | PS80K_2018-02-21-redo-0000.vcm |
| Column Set | 3x PL 1113-6300 |
| Solvent | THF |



| Sample | Mn (Da) | Mw (Da) | Mw/Mn | IV (dL/g) | MP (Da) |
|-----------------|---------|---------|-------|-----------|---------|
| P40970-2_01.vdt | 140,594 | 146,926 | 1.045 | 0.6296 | 135,069 |

DSC thermogram for NPMA block:

