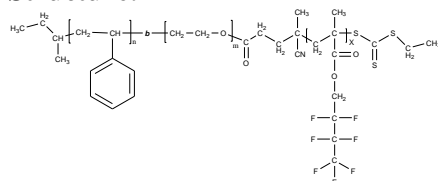


**Sample Name:** Poly (styrene-b-ethylene oxide-b-Hepta fluorobutylmethacrylate)

**Sample #:** P41517B-SEOHFBMA

**Structure:**



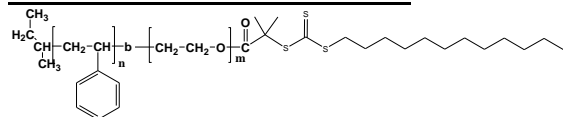
**Composition:**

Mn x 10 <sup>3</sup>	PDI
S-b-EO-b-HFBMA	
9.0-b-19.5-b-9.0	1.15
Composition by HNMR	

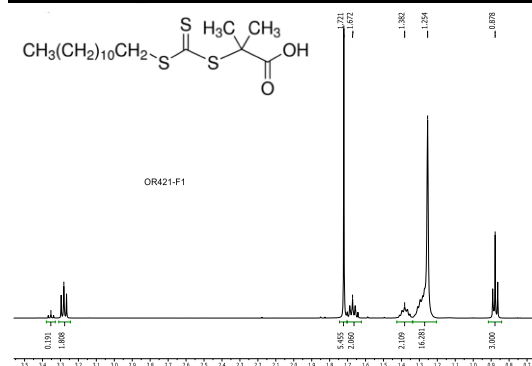
**Synthesis Procedure:**

The polymer was prepared by combination of anionic and RAFT polymerization process.

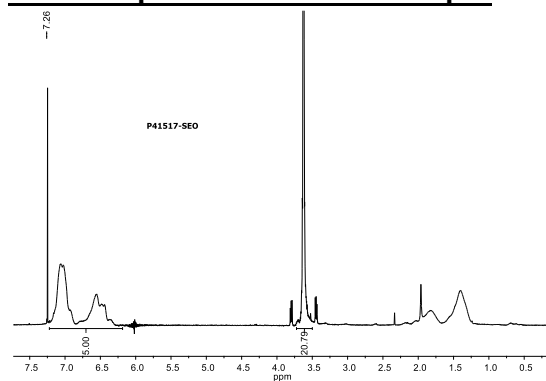
**RAFT macroinitiator structure:**



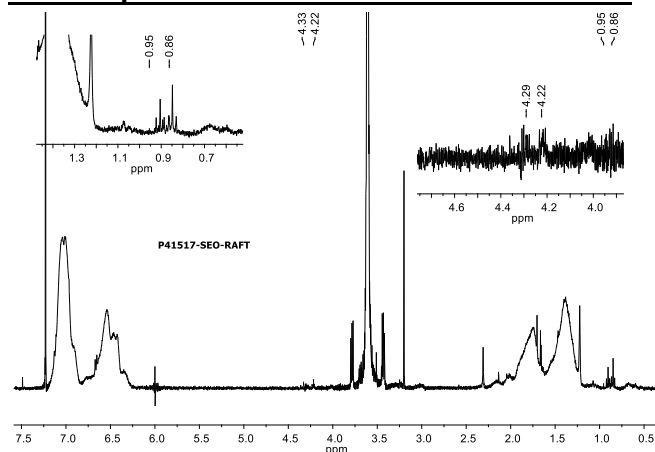
**<sup>1</sup>H NMR spectrum of the RAFT macroinitiator:**



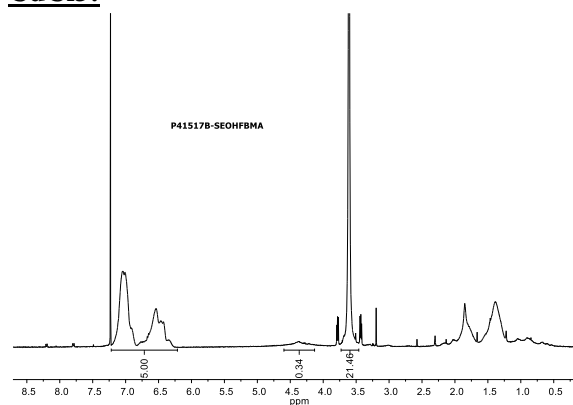
**<sup>1</sup>H NMR spectrum of the SEO sample:**



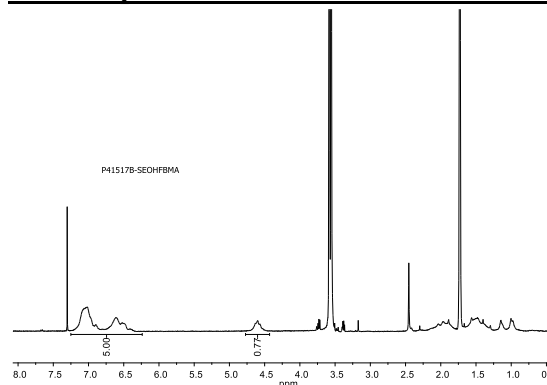
**HNMR spectrum of SEO-terminated with RAFT:**



**HNMR spectrum of the SEOHFBMA Sample in CdCl<sub>3</sub>:**



**HNMR spectrum of SEOHFBMA in d<sub>8</sub> THF:**



**HNMR analysis of the triblock copolymer:**

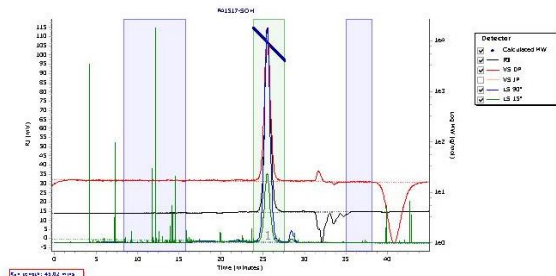
HNMR analysis in CdCl<sub>3</sub>, D<sub>6</sub> Acetone gives ambiguity compositions of HFBMA moiety. Following are the results in CdCl<sub>3</sub>. THF was found the good solvent for the determination of HFBMA composition in triblock copolymer.

## SEC profile of the SOH Sample:

Agilent GPC/SEC Software

P41517-SOH

Chromatogram Plot



Molecular Weight Averages							
Peak	Mp (g/mol)	Mn (g/mol)	Mw (g/mol)	Mz (g/mol)	Mz+1 (g/mol)	Mu (g/mol)	PD
Peak 1	9199	9030	9229	9427	9630	9379	1.022

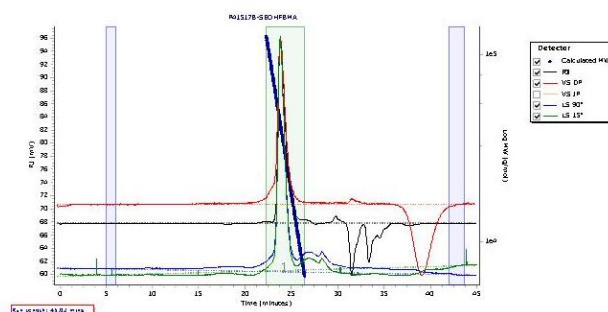
Preparation Parameters

## SEC elugram of the Sample:

Agilent GPC/SEC Software

P41517B-SEOHFBMA

Chromatogram Plot



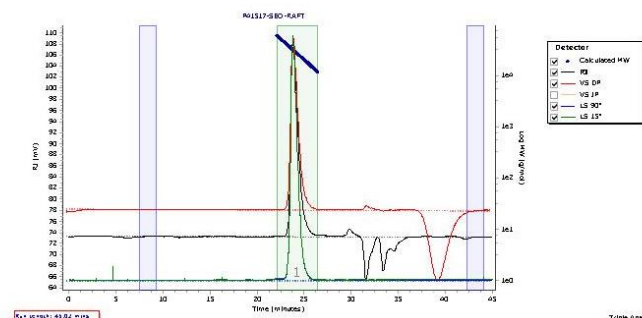
Molecular Weight Averages							
Peak	Mp (g/mol)	Mn (g/mol)	Mw (g/mol)	Mz (g/mol)	Mz+1 (g/mol)	Mu (g/mol)	PD
Peak 1	41680	31297	36024	39657	43603	39377	1.151

## SEC elugram of the SEO-RAFT Sample:

Agilent GPC/SEC Software

P41517-SEO-RAFT

Chromatogram Plot



Molecular Weight Averages							
Peak	Mp (g/mol)	Mn (g/mol)	Mw (g/mol)	Mz (g/mol)	Mz+1 (g/mol)	Mu (g/mol)	PD
Peak 1	32039	26324	29294	30125	30874	29833	1.034

## Solubility in Different solvents:

CHCL3	Insoluble
THF	Clear at 35 °C
Acetone	Soluble at Room temperature
DMF	Insoluble

GPC of the final polymer shows elution counts retarded in comparison to SEO RAFT diblock copolymer. From GPC only, molecular weight distribution calculated and compositions from its HNMR analysis.

Furthermore, Homo poly 2,2,3,3,4,4-Heptafluorobutyl methacrylate polymer shows negative dn/dc in THF.