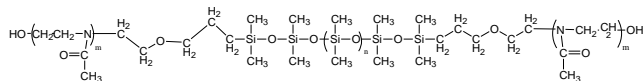


Sample Name:

Poly(2-methyloxazoline-*b*-dimethylsiloxane-*b*-2-methyloxazoline) Triblock Copolymer
Linker Propyl ethoxy

Sample #: **P42375-MEOXZDMSMEOXZ**

Structure:

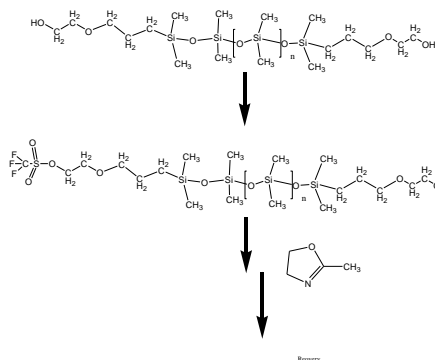


Composition:

Mn x 10 ³ MEOXZ-DMS-MEOXZ	PDI	Dp:
0.51–2.5–0.51	1.3	6–b–33–b–6

Synthesis Procedure:

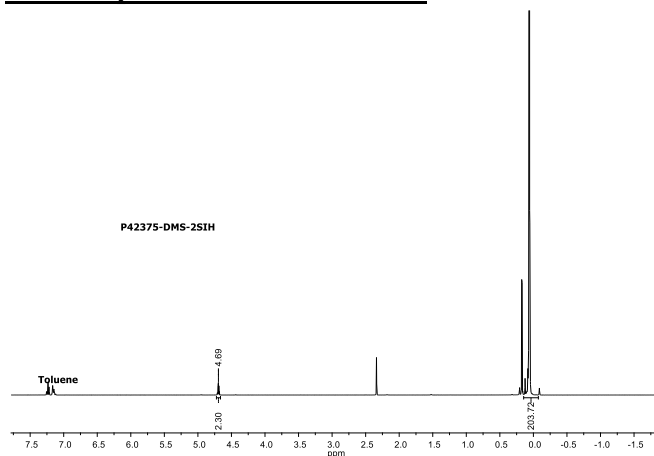
The following reaction scheme shows how the product was prepared:



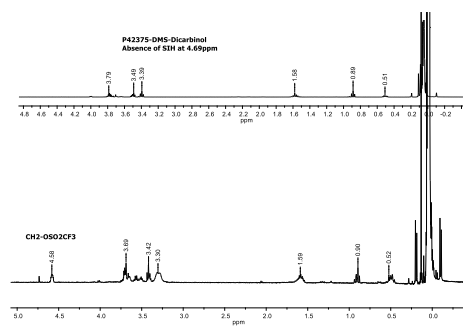
Characterization:

The product was characterized by ¹H NMR.

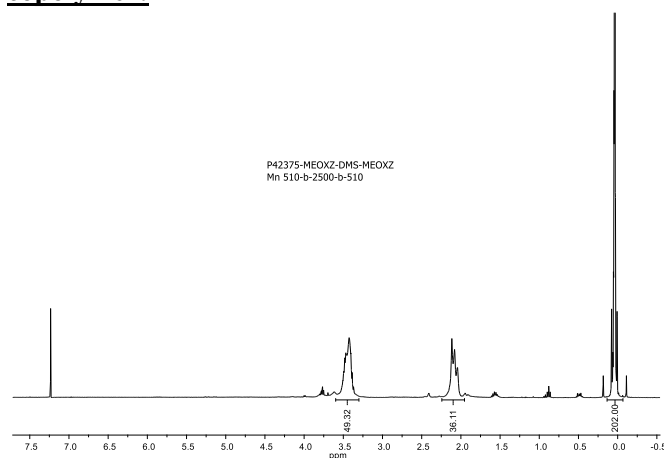
HNMR spectrum of PDMS-2SiH:



NMR spectrum of PDMS-2OH (dicarbinol):

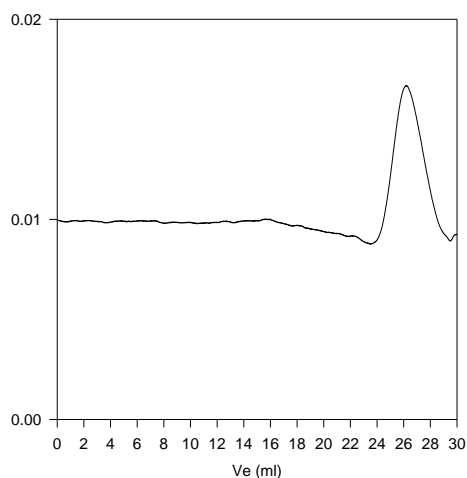


¹H NMR spectrum of MOXZ-DMS-MOXZ triblock copolymer:



SEC profile of P42375-PDMS Disilane used for this synthesis:

P42375-DMS2SiH



Size Exclusion Chromatography of monosilan terminated PDMS

M_n = 2500, M_w = 3.100, PI = 1.25