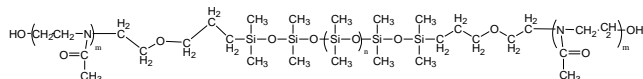


Sample Name:

Poly(2-methyloxazoline-*b*-dimethylsiloxane-*b*-2-methyloxazoline) Triblock Copolymer
Linker Propyl ethoxy

Sample #: **P42375B-MEOXZDMSMEOXZ**

Structure:

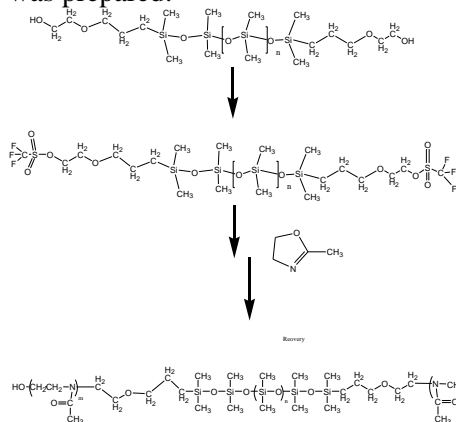


Composition:

Mn x 10 ³ MEOXZ-DMS-MEOXZ	PDI	Dp:
0.80-2.5-0.80	1.3	10-b-33-b-10

Synthesis Procedure:

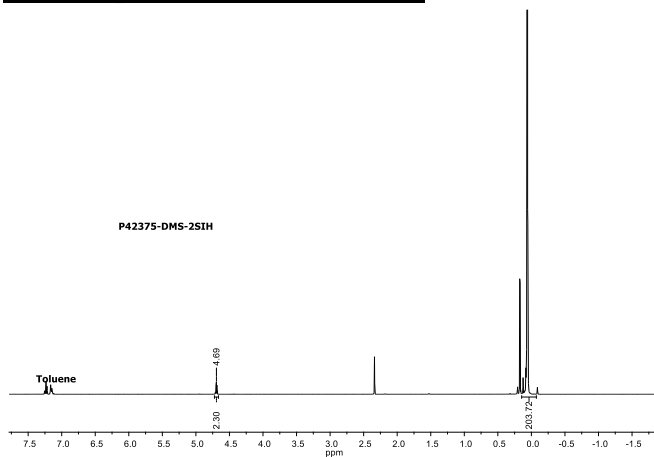
The following reaction scheme shows how the product was prepared:



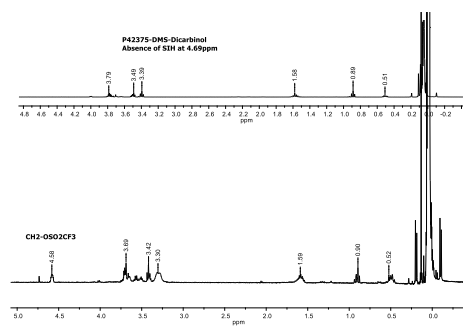
Characterization:

The product was characterized by ¹H NMR.

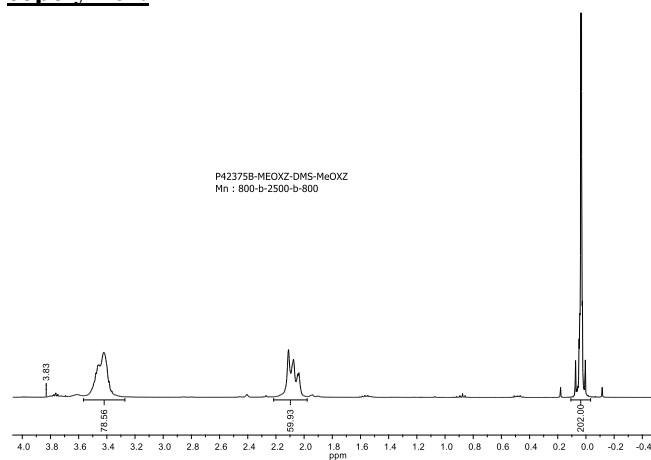
HNMR spectrum of PDMS-2SiH:



NMR spectrum of PDMS-2OH (dicarbinol):



¹H NMR spectrum of MOXZ-DMS-MOXZ triblock copolymer:



SEC profile of P42375-PDMS Disilane used for this synthesis:

