

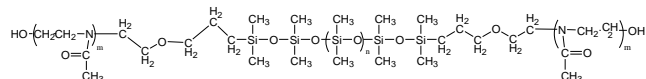
Sample Name:

Poly(2-methyloxazoline-*b*-dimethylsiloxane-*b*-2-methyloxazoline) Triblock Copolymer

Linker Propyl ethoxy

Sample #: **P42401F-MEOXZDMSMEOXZ**

Structure:

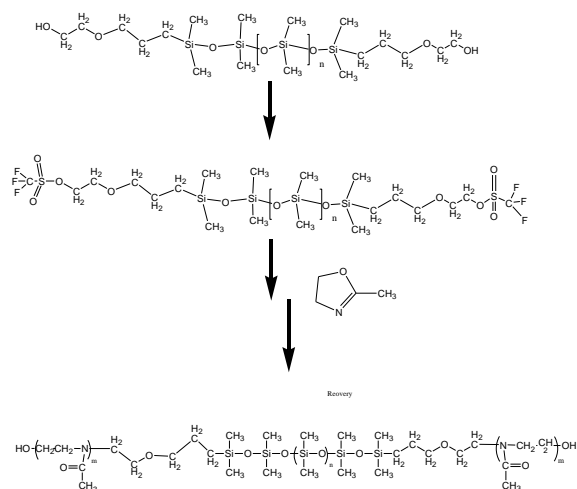


Composition:

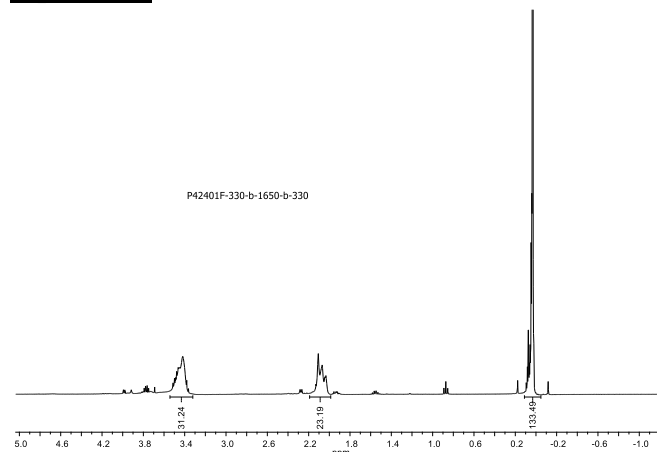
Mn x 10 ³ MEOXZ-DMS-MEOXZ	PDI	Dp:
0.33-b-1.62-0.33	1.3	4-b-22-b-4

Synthesis Procedure:

The following reaction scheme shows how the product was prepared:



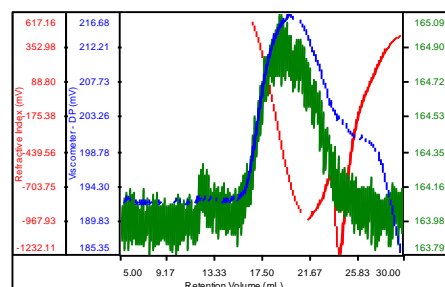
¹H NMR spectrum of MOXZ-DMS-MOXZ triblock copolymer:



SEC profile of P41907-PDMS Disilaol used for this synthesis GPC carried out in Toluene:

P41907-DMS-2OH(silanol)

dn/dc	0.0900
Solvent	Toluene
Flow Rate	1.0000
Method	PS100K-July2019-0001.vcm



Sample	Mn	Mw	Mz	IV	Mw/Mn
2019-07-19_17:28:53_P41907-DMS-2SIC	1,619	2,163	3,430	0.0233	1.336

Characterization:

The product was characterized by ¹H NMR.

¹H NMR spectrum of PDMS-2OH (dicarbinol):

