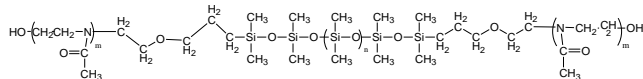


Sample Name:

**Poly(2-methyloxazoline-*b*-dimethylsiloxane-*b*-
2-methyloxazoline) Triblock Copolymer**
Linker Propyl ethoxy

Sample #: **P42435A5-MEOXZDMSMEOXZ**

Structure:

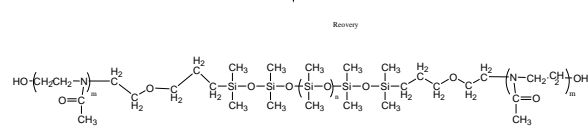
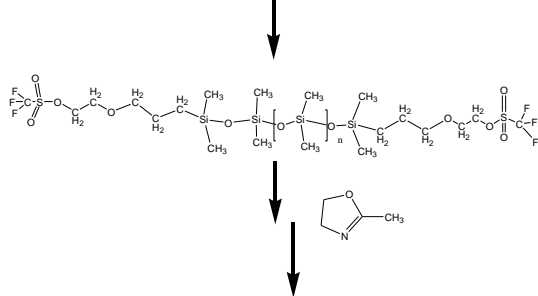
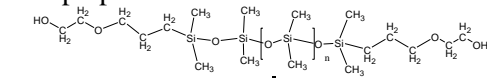


Composition:

Mn x 10 ³ MEOXZ-DMS-MEOXZ	PDI	Dp:
0.65-3.6-0.65	1.3	8-b-49-b-8

Synthesis Procedure:

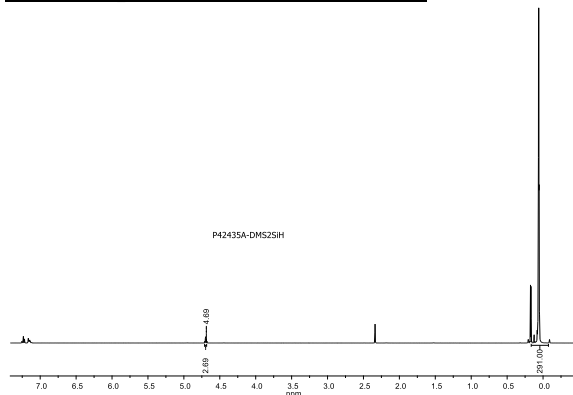
The following reaction scheme shows how the product was prepared:



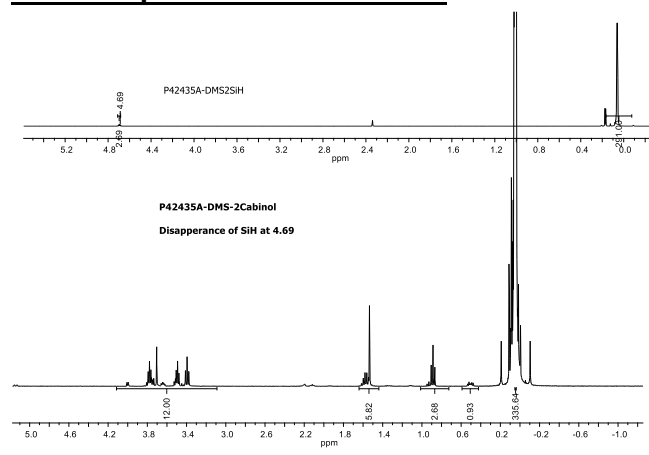
Characterization:

The product was characterized by ¹H NMR.

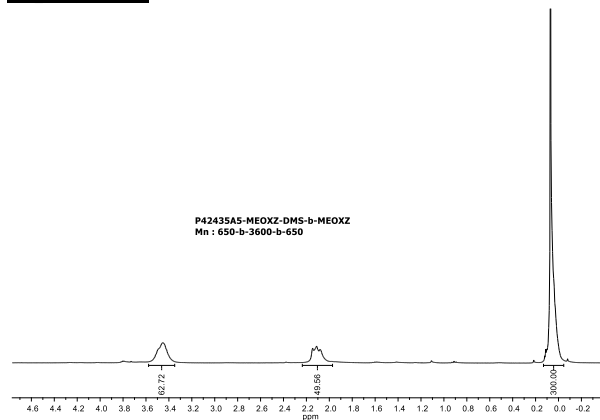
HNMR spectrum of PDMS-2SiH:



1H NMR spectrum of PDMS-2CF3



1H NMR spectrum of MOXZ-DMS-MOXZ triblock copolymer:



SEC profile of P42435-PDMS Dicarbinol used for this synthesis:

