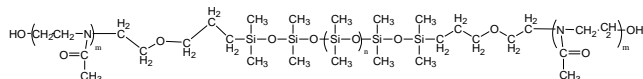


Sample Name:

Poly(2-methyloxazoline-*b*-dimethylsiloxane-*b*-2-methyloxazoline) Triblock Copolymer
Linker Propyl ethoxy

Sample #: **P42435A6-MEOXZDMSMEOXZ**

Structure:

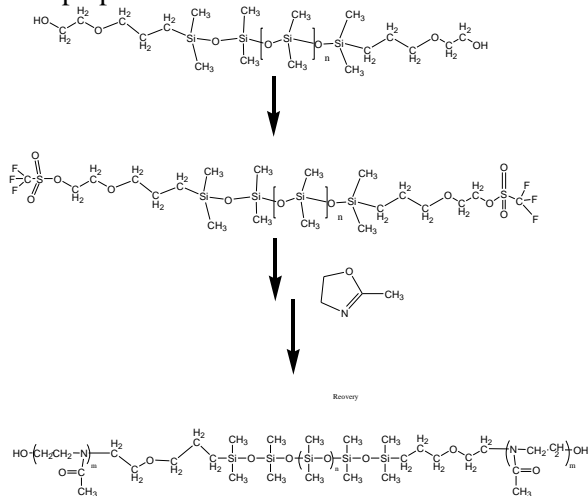


Composition:

Mn x 10 ³ MEOXZ-DMS-MEOXZ	PDI	Dp:
0.60-3.6-0.60	1.3	8-b-49-b-8

Synthesis Procedure:

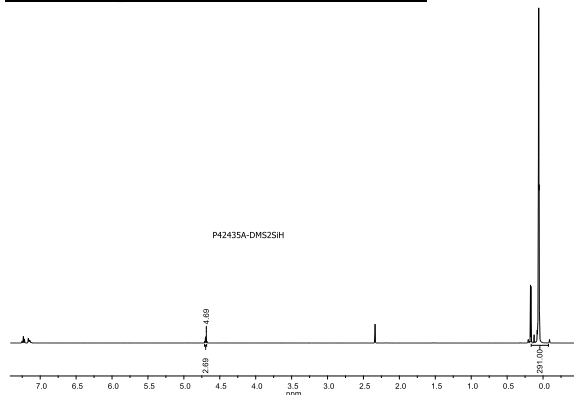
The following reaction scheme shows how the product was prepared:



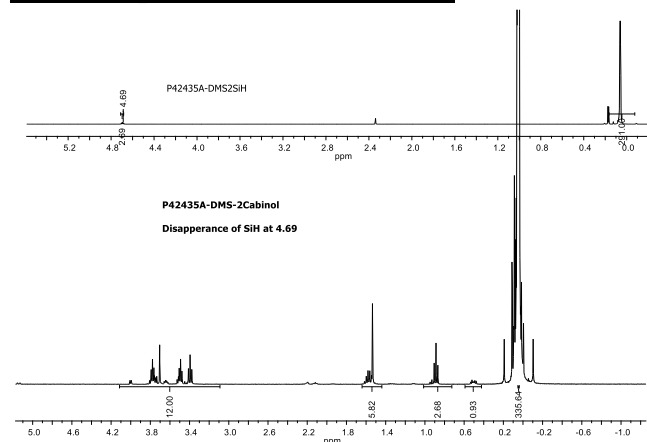
Characterization:

The product was characterized by ¹H NMR.

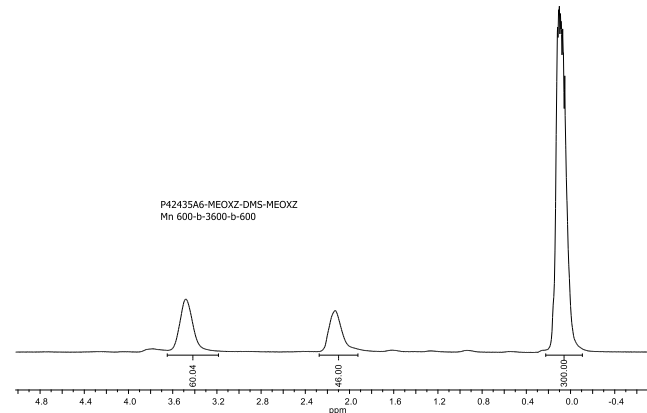
HNMR spectrum of PDMS-2SiH:



¹H NMR spectrum of PDMS-2CF3:



¹H NMR spectrum of MOXZ-DMS-MOXZ triblock copolymer:



SEC profile of P42435-PDMS Dicarbinol used for this synthesis:

