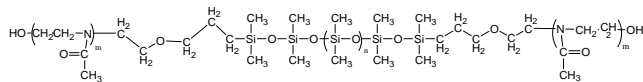


Sample Name:

Poly(2-methyloxazoline-*b*-dimethylsiloxane-*b*-2-methyloxazoline) Triblock Copolymer
Linker Propyl ethoxy

Sample #: **P42513B-MEOXZDMSMEOXZ**

Structure:

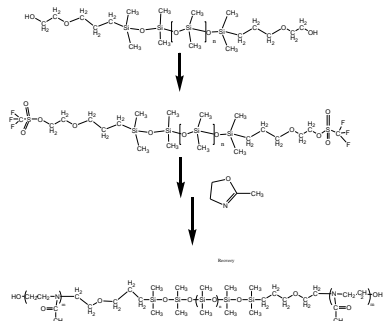


Composition:

Mn x 10 ³ MEOXZ-DMS-MEOXZ	PDI	Dp:
0.6-2.5-0.6	1.2	7-b-33-b-7

Synthesis Procedure:

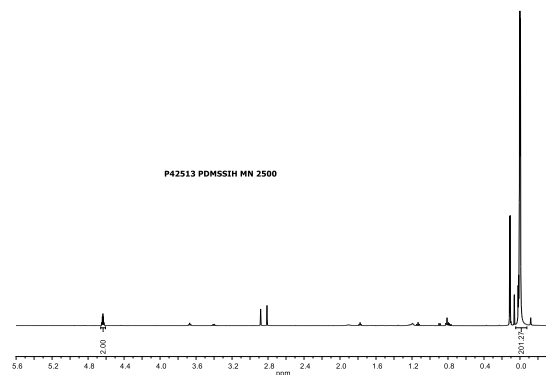
The following reaction scheme shows how the product was prepared:



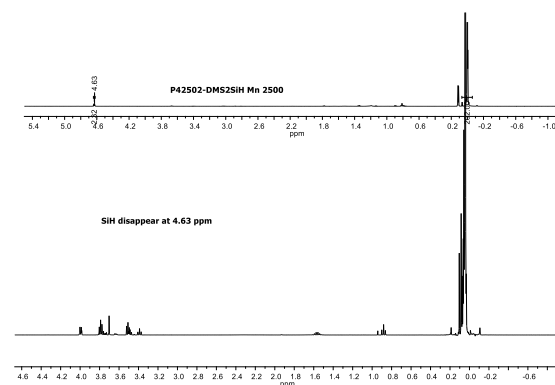
Characterization:

The product was characterized by ¹H NMR.

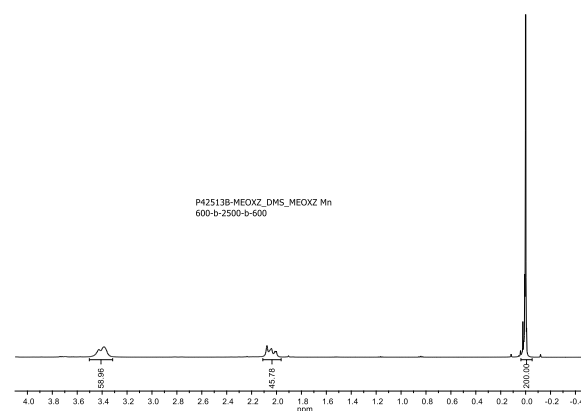
¹H-NMR spectrum of PDMS-2SiH:



¹H-NMR spectrum of PDMS-2Carbinol:

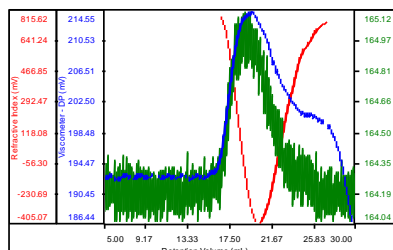


¹H-NMR spectrum of MOXZ-DMS-MOXZ triblock copolymer:



SEC profile of 41709A-PDMS Dicarbinol (Mn 2500) used for this synthesis:

P41709A-DMS-2SiOH	
dn/dc	0.0900
Solvent	Toluene
Flow Rate	1.0000
Method	PS100K-July2019-0001.vcm



Sample	Mn	Mw	Mz	IV	Mw/Mn
2019-07-28_14:28:49_P41709A_01.vdt	2.553	2.667	2.811	0.0290	1.045