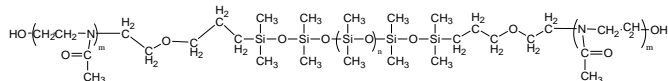


Sample Name:

Poly(2-methyloxazoline-*b*-dimethylsiloxane-*b*-2-methyloxazoline) Triblock Copolymer

Sample #: **P42789A-MEOXZDMSMEOXZ**

Structure:

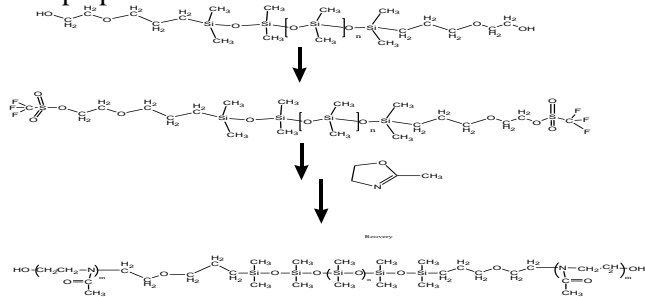


Composition:

Mn x 10 ³ MOXZ-DMS-MOXZ	PDI	Dp:
0.4-b-1.4-b-0.4	1.05	5-b-19-b-5

Synthesis Procedure:

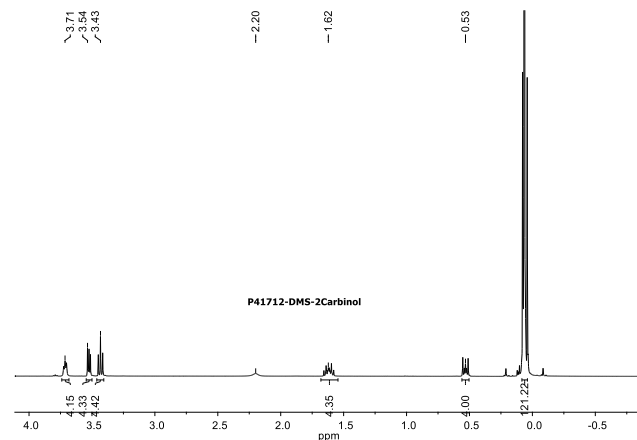
The following reaction scheme shows how the product was prepared:



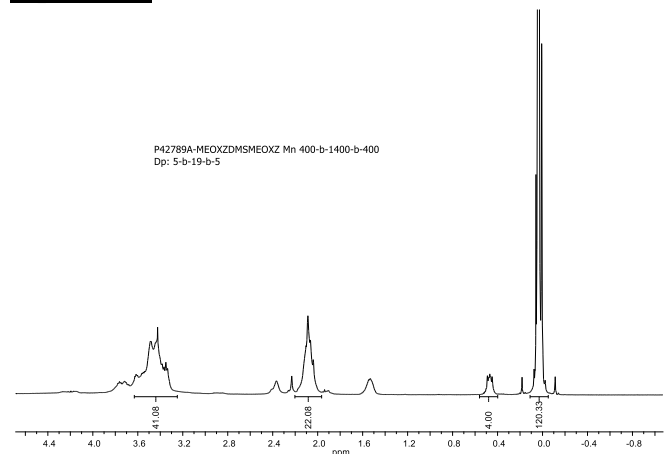
Characterization:

The product was characterized by ¹H NMR. GPC analysis of such kind of polymer cannot be carried out in THF or DMF as solvent. We have used a mixture of DMF/THF 20/80 by volume and added 3 V% (Et)₃N to elute such polymer. The values of Mw/Mn were determined, and the composition of the polymer determined by its HNMR.

¹H-NMR spectrum of PDMS-2OH (dicarbinol) Lot# P41712:

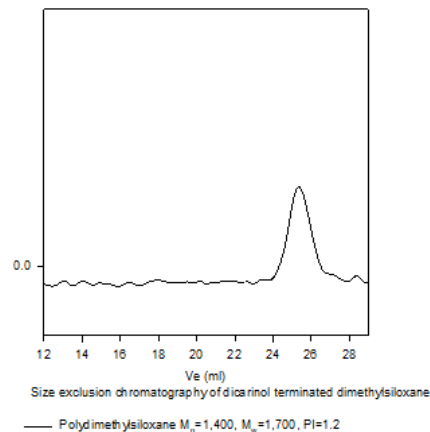


¹H-NMR spectrum of MOXZ-DMS-MOXZ triblock copolymer:

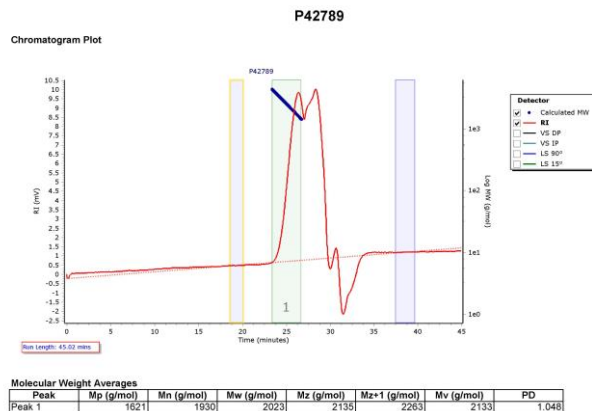


SEC elugram of PDMS dicarbinol:

PDMS dicarbinol (in THF)



SEC elugram of the sample:



Peak	Mp (g/mol)	Mn (g/mol)	Mw (g/mol)	Mz (g/mol)	Mz+1 (g/mol)	Mv (g/mol)	PD
Peak 1	1921	1930	2023	2135	2263	2133	1.048