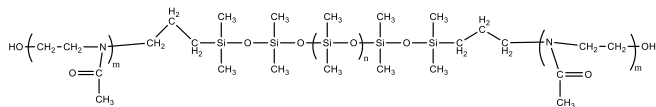


Sample Name:

**Poly(2-methyloxazoline-*b*-dimethylsiloxane-*b*-2-methyloxazoline) Triblock Copolymer**  
Propyl linker

Sample #: **P42809B-MEOXZDMSMEOXZ**

**Structure:**

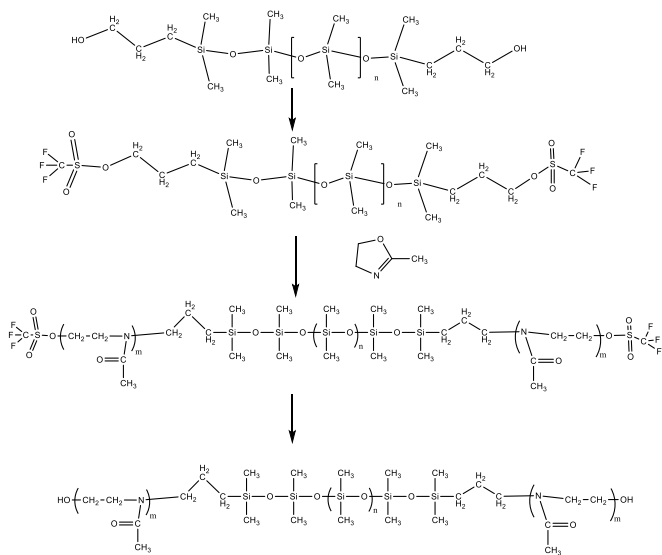


**Composition:**

Mn x 10 <sup>3</sup> MOXZ-DMS-MOXZ	PDI	Dp:
0.250-b-2.5-b-0.250	1.17	3-b-33-b-3

**Synthesis Procedure:**

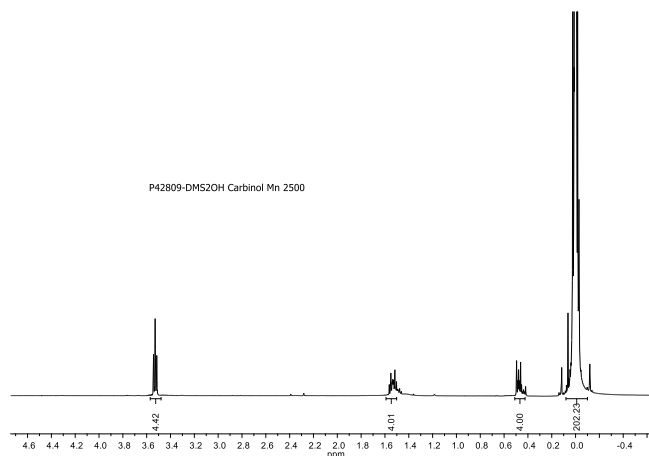
The following reaction scheme shows how the product was prepared:



**Characterization:**

The product was characterized by <sup>1</sup>H NMR. GPC analysis of such kind of polymer cannot be carried out in THF or DMF as solvent. We have used a mixture of DMF/THF 20/80 by volume and added 3 V% (Et)<sub>3</sub>N to elute such polymer. The values of Mw/Mn were determined, and the composition of the polymer by its HNMR.

**<sup>1</sup>H-NMR spectrum of PDMS-2OH (dicarbinol):**



**<sup>1</sup>H-NMR spectrum of MOXZ-DMS-MOXZ triblock copolymer:**

