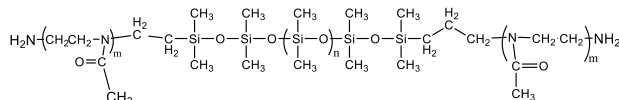


Sample Name: Poly(2-methyl oxazoline)-b-poly(dimethyl siloxane)-b-poly(2-methyl oxazoline), α,ω -bis(amino)-terminated

Sample #: P43171-NH2MOXZDMSMOXZNH2

Structure:



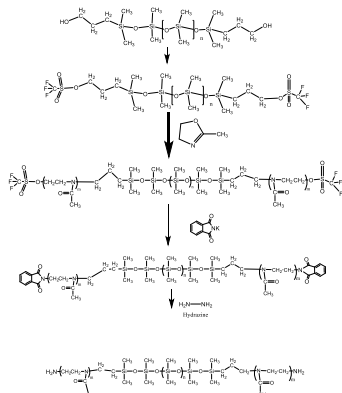
Composition:

$M_n \times 10^3$	PDI
0.5 -b- 2.5 -b- 0.5	1.2

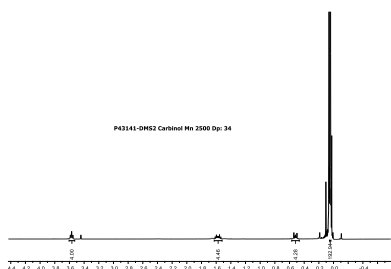
DP:6-b-35-6

Synthesis Procedure:

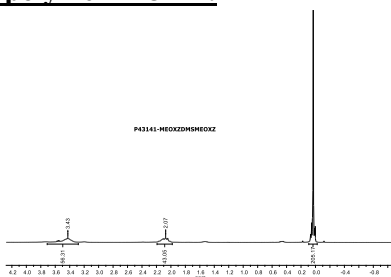
The following reaction scheme shows how the product was prepared:



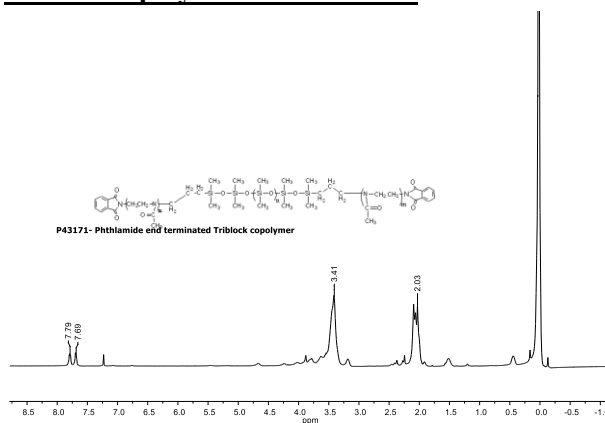
¹H-NMR spectrum of PDMS-2OH (dicarbinol) Lot # P43141:



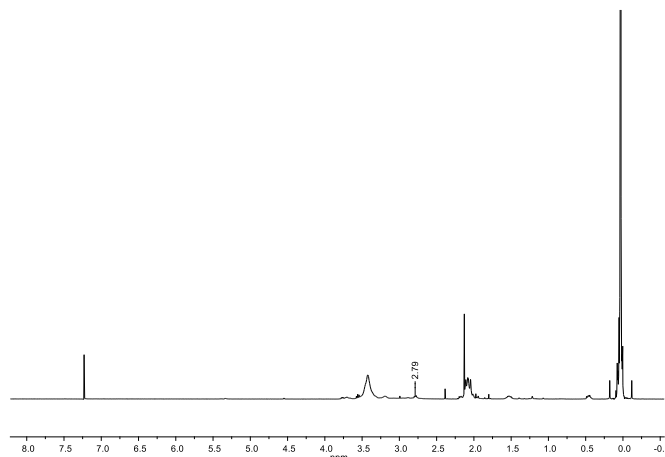
¹H-NMR spectrum of MEOXZ-DMS-MEOXZ triblock copolymer P43141:



¹H NMR spectrum of Phthamide end terminated triblock copolymer Lot# P43171:

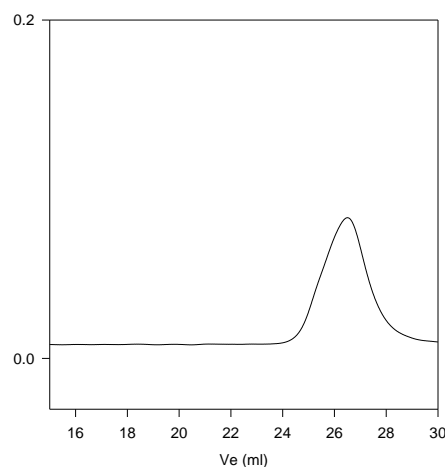


HNMR spectrum of the Product:



SEC profile of MOXZ-DMS-MOXZ triblock used:

P43141-MEOXZDMSMEOXZ Used for P43171



Size exclusion chromatography of the polymer

— ABA triblock copolymer Mw/Mn=1.25 Composition from HNMR