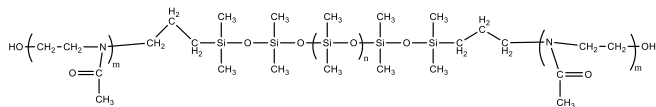


Sample Name:

**Poly(2-methyloxazoline-*b*-dimethylsiloxane-*b*-  
2-methyloxazoline) Triblock Copolymer**  
*Propyl Linker*

Sample #: **P42804-MEOXZDMSMEOXZ**

Structure:



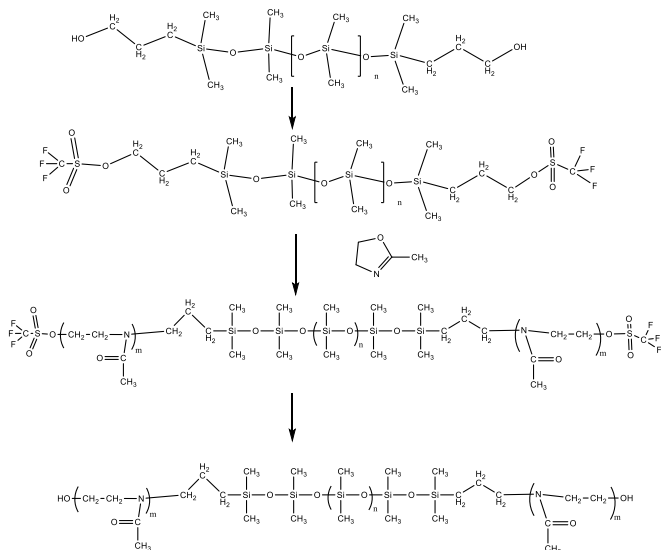
Composition:

Mn x 10 <sup>3</sup> MEOXZ-DMS-MEOXZ	PDI
0.45-b-1.3-b-0.45	1.17

Dp: 5-b-18-b-5
----------------

Synthesis Procedure:

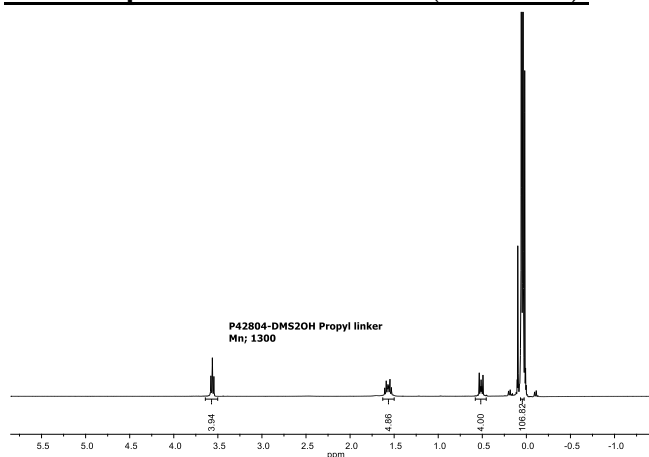
The following reaction scheme shows how the product was prepared:



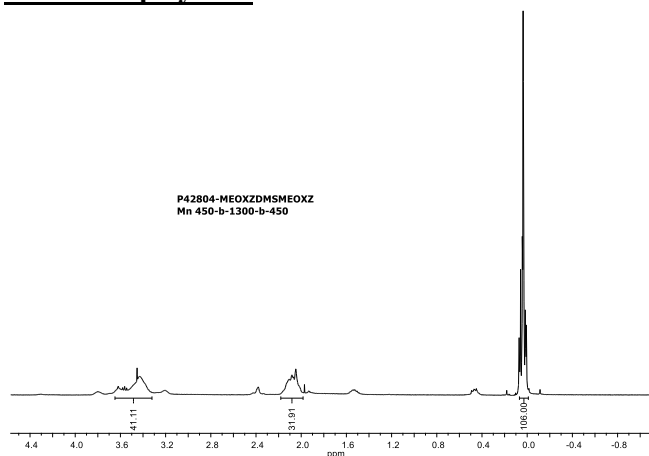
Characterization:

The product was characterized by <sup>1</sup>H NMR spectroscopy. Size exclusion chromatography (SEC) analysis of such polymer cannot be carried out in THF or DMF as eluents. A mixture of DMF/THF (20/80 by volume) in addition of 3 V% (Et)<sub>3</sub>N has been used to elute the sample. The values of Mw/Mn, and the composition of the polymer were determined by its HNMR data analysis.

<sup>1</sup>H NMR spectrum of PDMS-2OH (dicarbinol):



<sup>1</sup>H NMR spectrum of MEOXZ-DMS-MEOXZ triblock copolymer:



SEC elugram of the Sample:

Workspace Details  
Workspace name  
Location  
Comments  
Created by

Calibration 2020-05-25  
C:\ProgramData\Agilent Technologies\GPC\Workspaces\Calibration 2020-05-25\  
agilent2 at 10:50:19 AM on May-25-20

Chromatogram Plot

