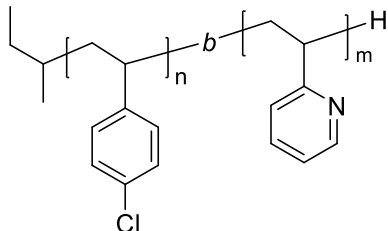


Sample Name:

Poly(4-Chlorostyrene)-b-poly(2-vinyl pyridine)

Sample ID #: **P43469-4CLS2VP**

Structure:



Composition:

$M_n \times 10^3$ (g/mol) [P4ClS- <i>b</i> -P2VP]	M_w/M_n
40.0- <i>b</i> -99.0	1.13

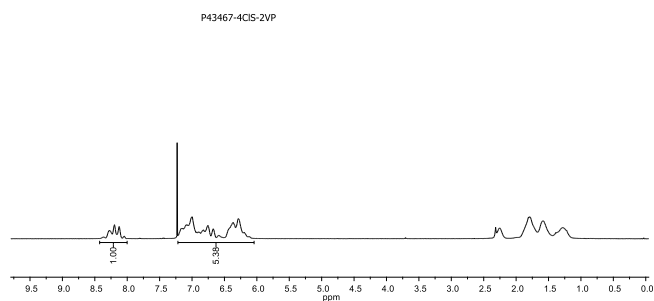
Synthesis Procedure:

Poly(4Clstyrene-*b*-2-vinylpyridine) was synthesized by living anionic polymerization in THF at -78°C using sec-BuLi initiator in presence of tBuOK.

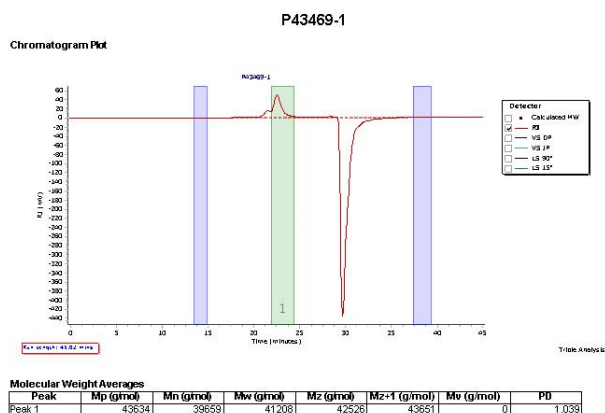
Characterization:

An aliquot of the anionic pol4-Clstyrene block was terminated before addition of 2VP and analyzed by size exclusion chromatography (SEC) to obtain the molecular weight of the first block. The final diblock copolymer composition was calculated by proton NMR spectroscopy by comparing the peak area of aromatic protons from poly(2-vinylpyridine) and polystyrene and using SEC data for the first block. Polydispersity index of the final product was determined by SEC.

¹H-NMR spectrum of the product in chloroform-d:



SEC elugram of first P4-ClS block in THF:



SEC elugram of P4ClS-P2VP diblock copolymer in THF:

