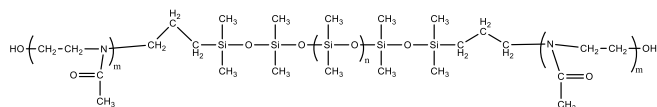


Sample Name:

**Poly(2-methyloxazoline-*b*-dimethylsiloxane-*b*-  
2-methyloxazoline) Triblock Copolymer**  
*Propyl Linker*

Sample #: **P43855-MEOXZDMSMEOXZ**

Structure:



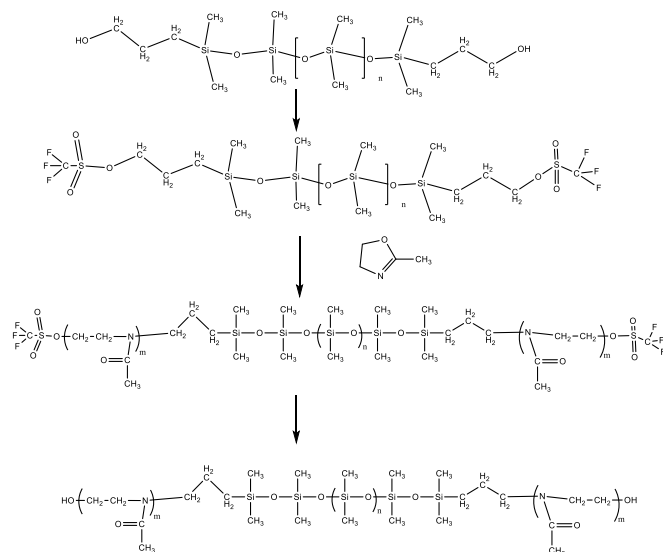
Composition:

Mn x 10 <sup>3</sup> MEOXZ-DMS-MEOXZ	PDI
1.4-b-2.5-b-1.4	1.45

**Dp: 17-b-33-17**

Synthesis Procedure:

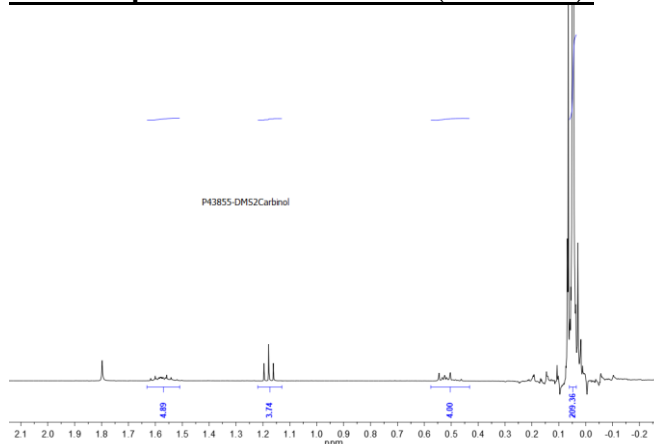
The following reaction scheme shows how the product was prepared:



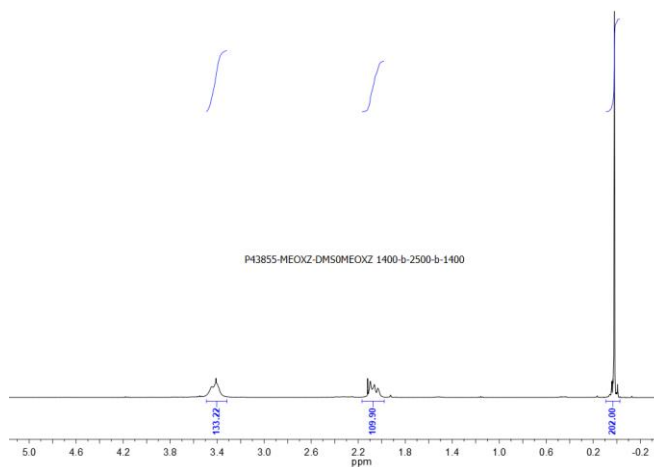
Characterization:

The product was characterized by <sup>1</sup>H NMR spectroscopy. Size exclusion chromatography (SEC) of such polymer cannot be carried out in THF or DMF as eluants. A mixture of DMF/THF (20/80 by volume) in addition of 3 V% (Et)<sub>3</sub>N has been used to elute the sample. The values of Mw/Mn, and the composition of the polymer were determined by its HNMR data analysis.

<sup>1</sup>H NMR spectrum of PDMS-2OH (dicarbinol):



<sup>1</sup>H NMR spectrum of MEOXZ-DMS-MEOXZ triblock copolymer:



SEC elugram of the Sample:

