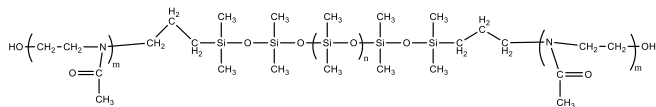


Sample Name:

Poly(2-methyloxazoline-*b*-dimethylsiloxane-*b*-2-methyloxazoline) Triblock Copolymer
Propyl Linker

Sample #: P43905E-MEOXZDMSMEOXZ

Structure:



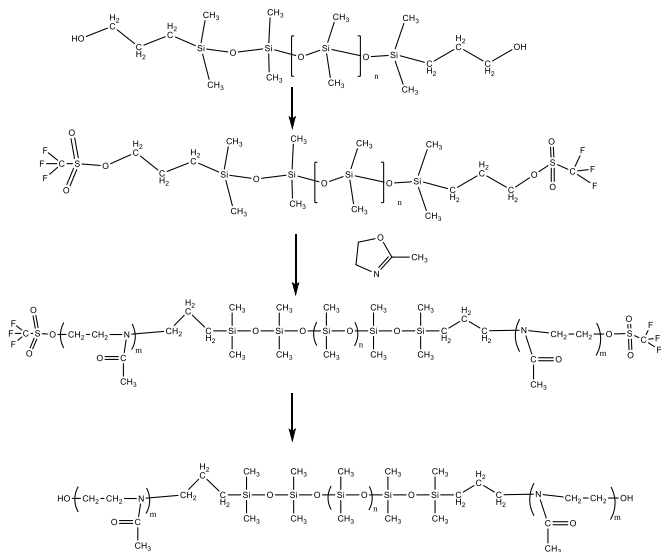
Composition:

Mn x 10 ³ MEOXZ-DMS-MEOXZ	PDI
0.5-b-3.5-b-0.5	1.45

Dp: 6-b-47-b-6

Synthesis Procedure:

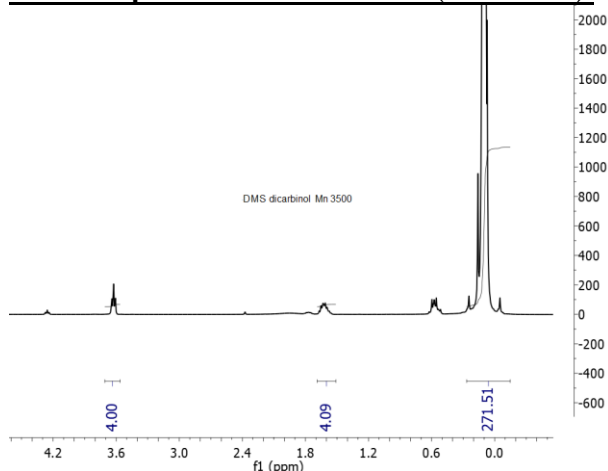
The following reaction scheme shows how the product was prepared:



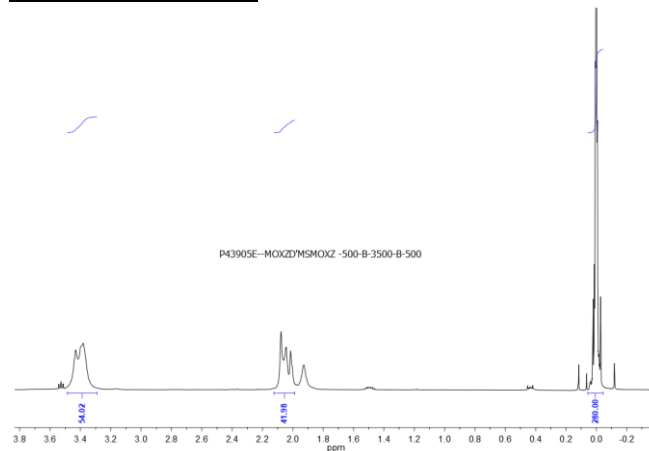
Characterization:

The product was characterized by ¹H NMR spectroscopy. Size exclusion chromatography (SEC) of such polymer cannot be carried out in THF or DMF as eluants. A mixture of DMF/THF (20/80 by volume) in addition of 3 V% (Et)₃N has been used to elute the sample. The values of Mw/Mn, and the composition of the polymer were determined by its HNMR data analysis.

¹H NMR spectrum of PDMS-2OH (dicarbinol):



¹H NMR spectrum of MEOXZ-DMS-MEOXZ triblock copolymer:



SEC elugram of the Sample:

