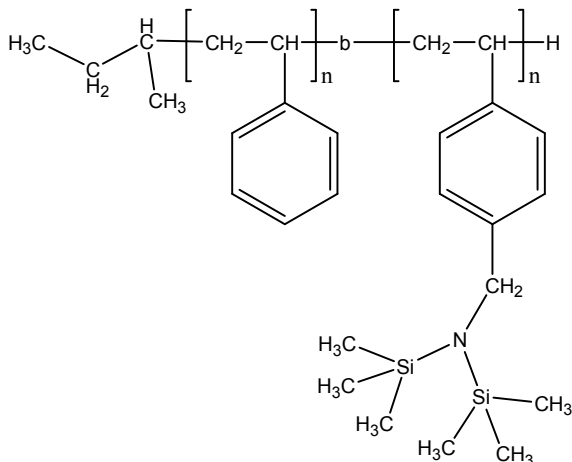
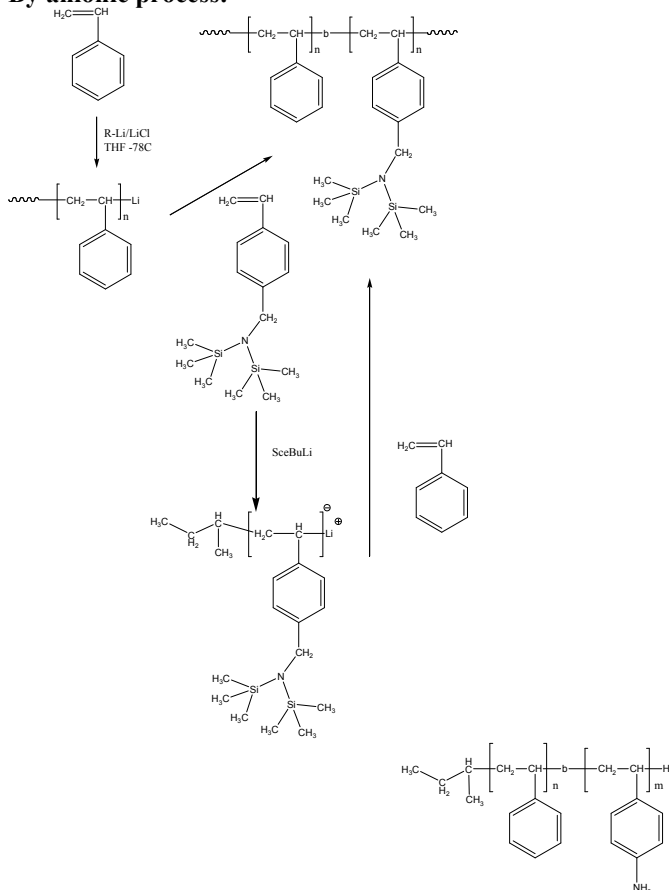


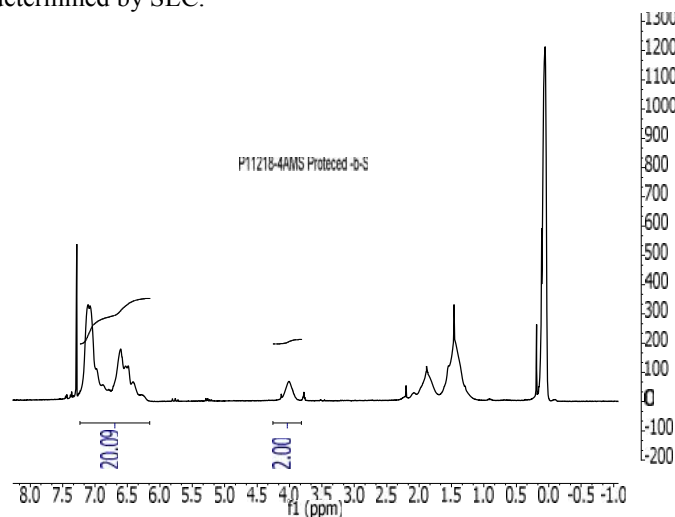
Sample Name:**Poly(styrene-b-4-(N,N-bis (trimethylsilyl) aminomethyl) styrene)****Sample #:** P11218-S4AMS-Protected**Structure:****Composition:**

| | |
|---|-------------|
| Mn x 10 ³ S-b-4AMSProtected | Mw/Mn (PDI) |
| 125.0-b-110.0 | 1.3 |

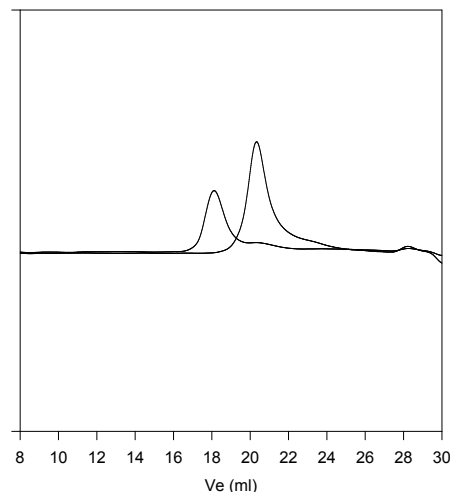
Synthesis Procedure: First 4-(N,N-bis (trimethylsilyl) aminomethyl) styrene) monomer polymerized followed by addition of styrene

By anionic process:**Characterization:**

Polymer analyzed by size exclusion chromatography (SEC) to obtain the molecular weight and polydispersity index (PDI). The final block copolymer composition was calculated from ¹H-NMR spectroscopy by comparing the peak area of the styrene protons at 6.3-7.2 ppm with the peak area at 3.76. HNMR analysis was carried out in CdCl₃ for the amino protected group with trimethyl silyl groups. Block copolymer PDI is determined by SEC.

**Solubility of the polymer**

Poly(styrene-b- 4-(N,N-bis (trimethylsilyl) aminomethyl) styrene) polymer (protected Amino compound) is soluble in THF, CHCl₃, Toluene. Once the trimethyl silyl group removed the free amino methyl styrene block polymer was found insoluble in most of the solvents:

SEC profile of the block copolymer**P11218-S4AMS (protected amino group)**

Size exclusion chromatography of
poly(styrene-b-4-(N,N-bis (trimethylsilyl) aminomethyl) styrene

- 4-NN-Bis Trimethyl silyl amino methyl styrene, M_n=110,000 Mw= 126,500 PI=1.09
- 4-(N,N-bis (trimethylsilyl) aminomethyl)styrene (110,000)-b-Styrene 125,000,PI=1.3