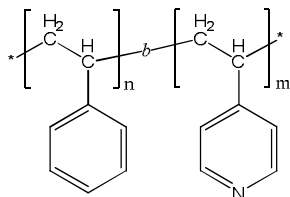


Sample Name: Poly(styrene-b-4-vinyl pyridine)

Sample #: P11271-S4VP

Structure:



Composition:

| | |
|------------------------------|--------|
| $M_n \times 10^3$ S-b-4VP | PDI |
| 41.0–b–20.0 | 1.18 |
| Tg for PS block: | 105 °C |
| Tg for P4VP block: | 130 °C |

Synthesis Procedure:

Poly(styrene-b-4-vinyl pyridine) is prepared by living anionic polymerization in THF at -78°C in the presence of LiCl an additive.

Characterization:

An aliquot of the anionic polystyrene block was terminated before addition of 4VP and analyzed by size exclusion chromatography (SEC) to obtain the molecular weight and polydispersity index (PDI). The Block copolymer composition was then calculated from ^1H -NMR spectroscopy by comparing the peak area of the 4VP protons at 8.5–8.1 ppm with the peak area of the aromatic protons of polystyrene at 6.3–7.2 ppm. The composition of the block copolymer can also be determined by titration in acetic acid/ HClO_4 using crystal violet indicator. Copolymer PDI is determined by SEC.

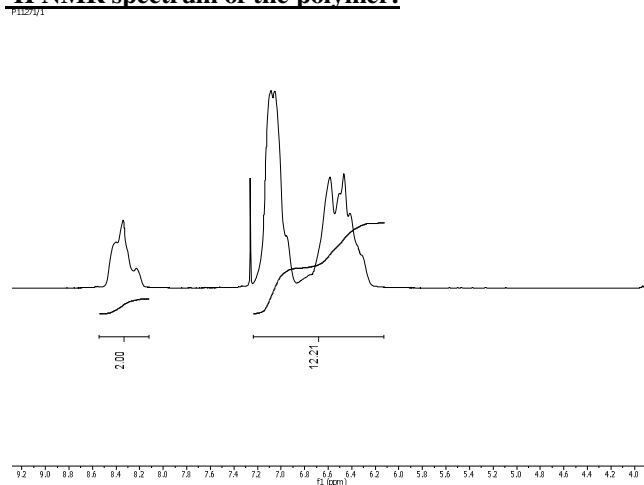
Thermal analysis of the samples was carried out on a TA Q100 differential scanning calorimeter at a heating rate of $10^\circ\text{C}/\text{min}$. The midpoint of the slope change of the heat flow plot of the second heating scan was considered as the glass transition temperature (T_g).

Purification of the obtained polymer:

Purification of the obtained polymer was carried out rigorously as follows to ensure the removal of the catalyst side product:

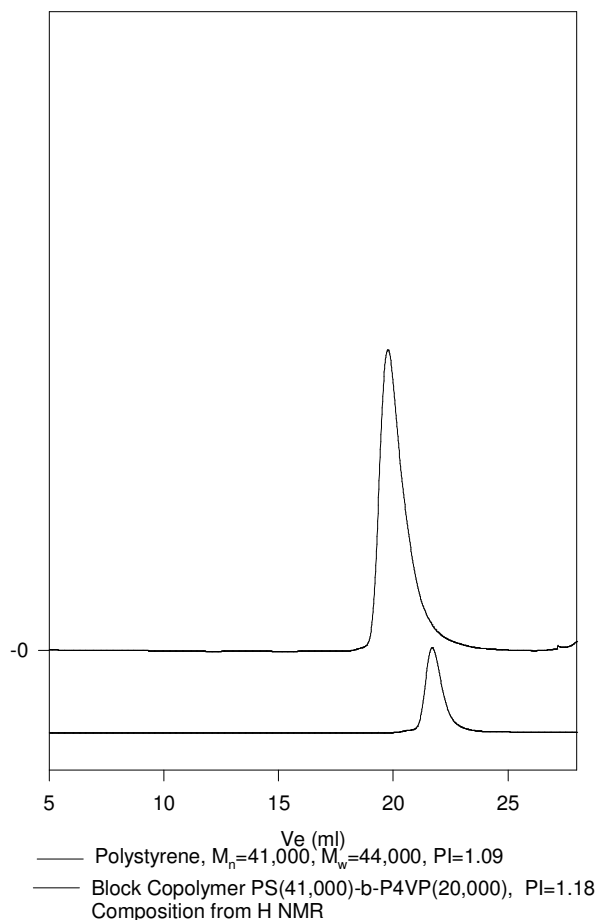
1. Dissolved the polymer in CHCl_3 and wash with de-ionized distilled water to remove any soluble organic catalyst side product.
2. Polymer was extracted from water with chloroform.
3. Polymer solution in CHCl_3 was dried over anhydrous sodium sulfate.
4. Solution was filtered and then was passed through a column packed with basic Al_2O_3 .
5. Solution was concentrated on rota-evaporator
6. Solution was precipitated in cold hexane and redissolved in benzene and freeze dried.
7. Dried under vacuum for 48h at 50°C .

^1H NMR spectrum of the polymer:



SEC of the first block and the diblock copolymer:

P11271-S4VP



References:

- (1). S. K. Varshney, X. F. Zhong and A. Eisenberg *Macromolecules*, **1993**, 26, 701-706.
- (2). Z.Gao, S. K. Varshney, S. Wong, A. Eisenberg *Macromolecules*, **1994**, 27, 7923-7927.