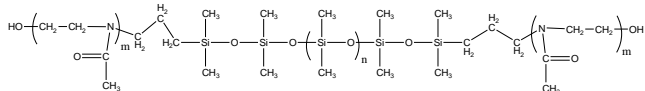
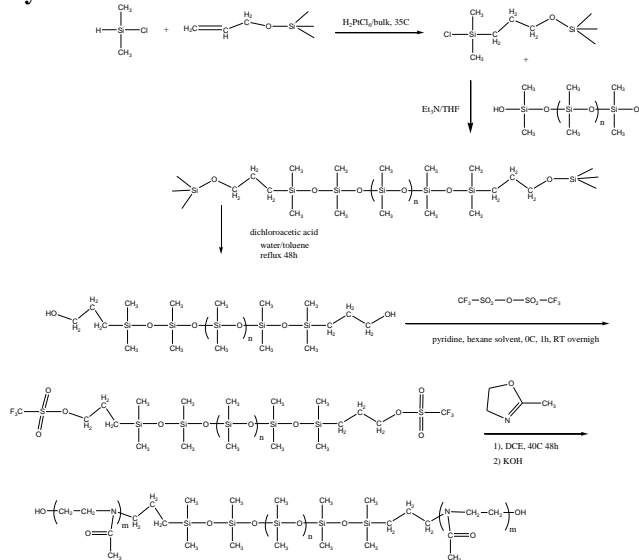


Sample Name:

Poly(2-methyloxazoline-b-dimethylsiloxane-b-2-methyloxazoline) Triblock Copolymer

Sample #: P11454A-MOXZDMSMOXZ**Structure:****Composition:**

Mn x 10 ³ MEOXZ-DMS-MEOXZ	PDI
0.15-7.5-0.15	1.3
Dp: 2-b-100-b-2	

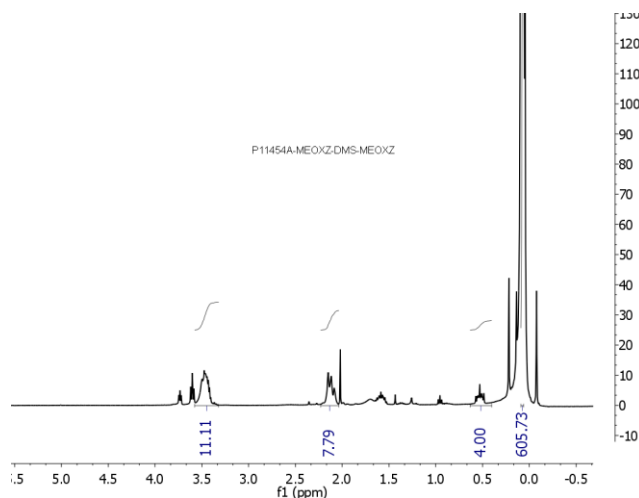
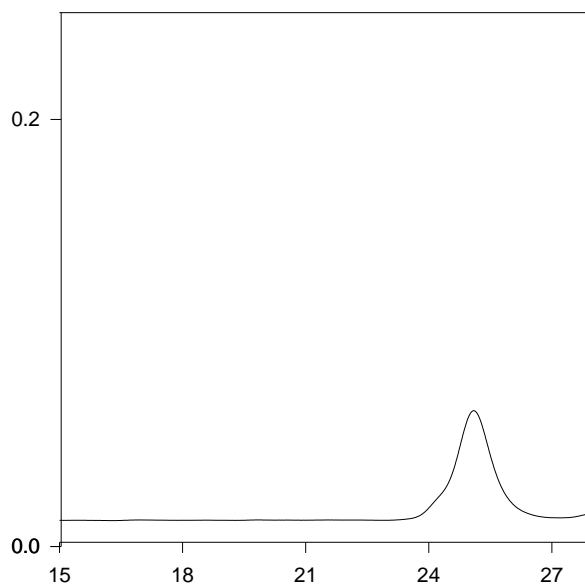
Synthesis Procedure:**Characterization:**

Central Block: Size exclusion chromatography (SEC): Varian liquid chromatograph equipped with UV and refractive detector. SEC columns from Supelco were used with THF and for the block copolymer in DMF as the eluent. The columns were calibrated with monodisperse poly(dimethyl siloxane). The molecular weights and the polydispersity indices were calculated. The chemical composition was extracted from proton NMR, which was recorded from Varian 500MHz instrument using CDCl₃ with a drop of CD₃OD to get crystal clear solution as solvents. The molecular weight of side block was calculated based on the molecular weight of center block and the chemical composition.

Product solubility in different solvents:

THF	ethanol	DMF	CHCl ₃	CHCl ₃ /Ethanol
Partial solubility	Clear solution	Clear solution	Clear solution	Clear solution

ABA triblock:

**SEC of the Triblock carried out in DMF:****P11454A-MEOXZDMS-MEOXZ**

Size exclusion chromatography of the polymer: run in DMF at 60 oC

..... MEOXZ-Polydimethylsiloxane-MEOXZ M_n= 150-b-7500-150 , PI=1.3