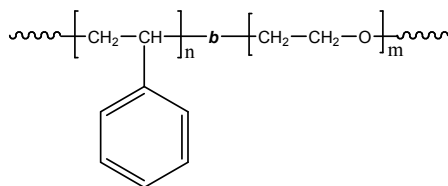


Sample Name: Poly(styrene-b-ethylene oxide)

Sample #: P11459A-SEO

Structure:



Composition:

Mn x 10 ³ S-b-EO	PDI
140.0-b-151.0	1.09

Synthesis Procedure:

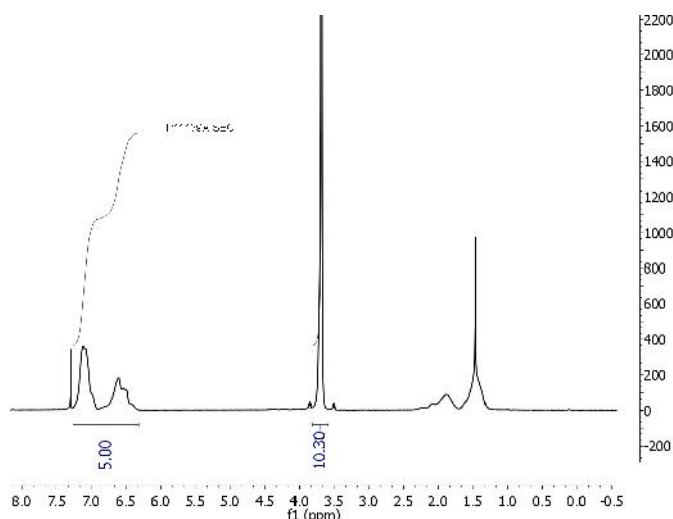
Poly(styrene-b-ethylene oxide) diblock copolymer is prepared by living anionic polymerization.

Characterization:

The molecular weight and polydispersity index (PDI) of the block copolymer are characterized by size exclusion chromatography (SEC). The composition of the block copolymer was calculated from ¹H-NMR by comparing the peak area of the phenyl polystyrene protons between 6.4 to 7.2 ppm and the ethylene oxide protons at 3.65 ppm. **Solubility:** The polymer is soluble in THF (at 35 °C), CHCl₃, benzene, toluene, dioxane. Low molecular weight SEO with high contents of the polyethylene oxide block can also be solubilized in methanol and water.

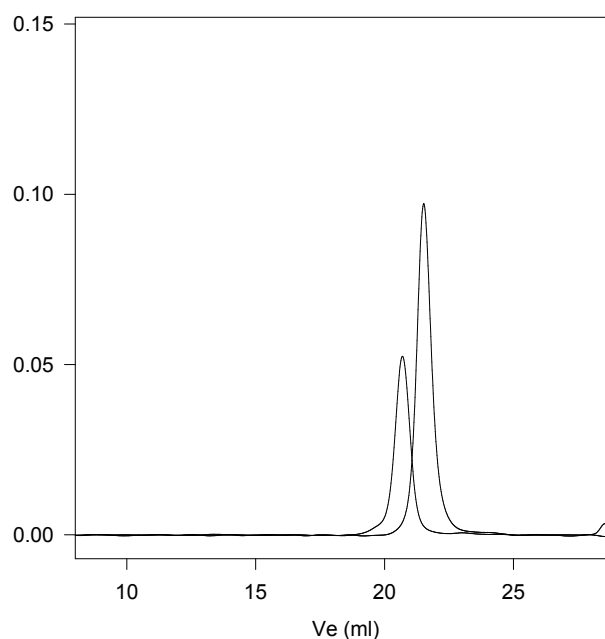
Purification of the Polymer: Since these polymers are synthesized using cumyl potassium as catalyst. Cumyl potassium was filtered to remove potassium methoxide as side product. Even after filtration the cumyl potassium contain traces amount of Ch₃OK as by product this also act as initiator during the polymerization of ethylene oxide. The obtained polymer was soxhlet in methanol for 48h to ensure the removal of traces amount of poly ethylene oxide. The product was recovered and stirrer in cyclohexane at 40 oc to remove any homo polystyrene fraction. The fraction of homo polystyrene in the block copolymer was found negligible amount. Polymer was dried at 60 oC under vacuum.

¹H NMR spectrum of the sample



SEC profile of the block copolymer

P11459A-SEO



Size exclusion chromatography of Poly(styrene-b-ethylene oxide)

- Poly(styrene), M_n=140,000, M_w=148,000, PI=1.06
- Block Copolymer PSt(140,000)-b-PEO(151,000), PI=1.09
Composition from ¹H NMR