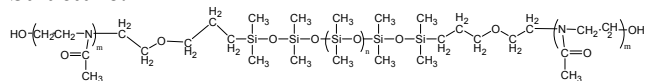
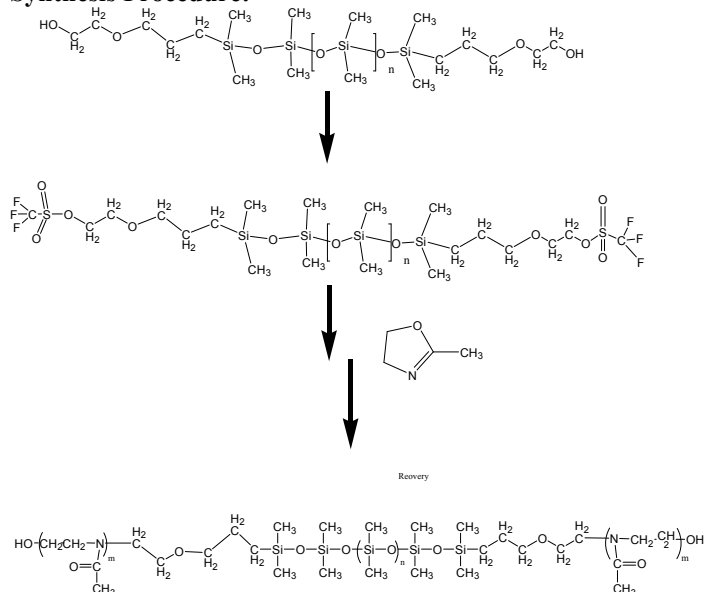


Sample Name:

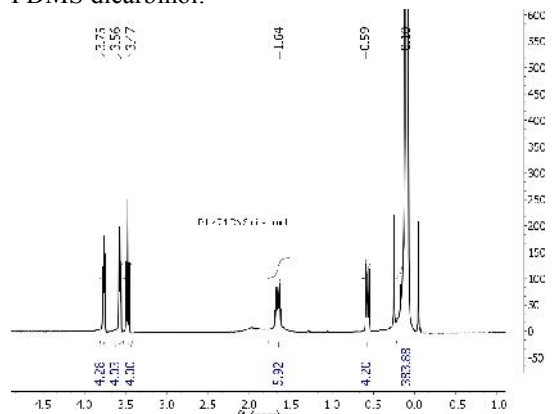
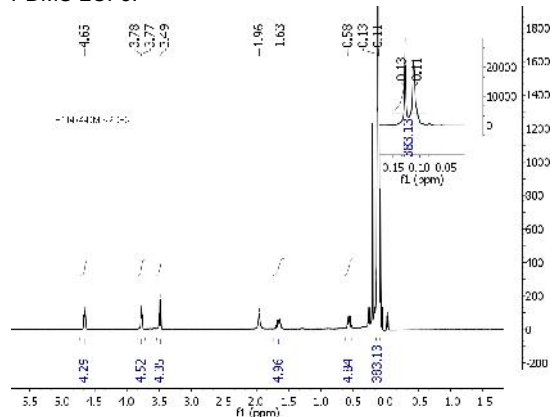
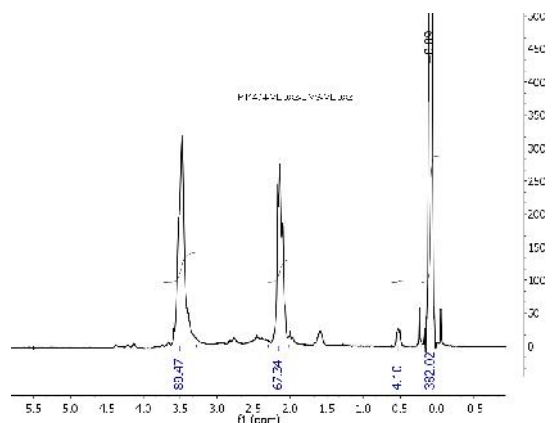
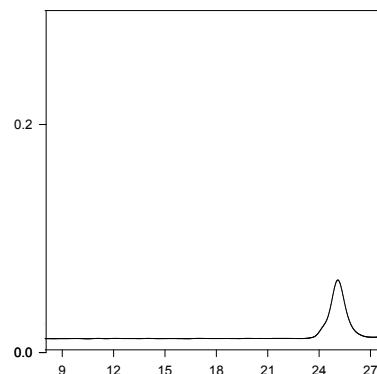
Poly(2-methyloxazoline-b-dimethylsiloxane-b-2-methyloxazoline) Triblock Copolymer

Sample #: P11474-MOXZDMSMOXZ**Structure:****Composition:**

Mn x 10 ³ MEOXZ-DMS-MEOXZ	PDI
0.9-4.8-0.9	1.23
Dp: 11-b-65-b-11	

Synthesis Procedure:**Characterization:**

Size exclusion chromatography (SEC): Varian liquid chromatograph equipped with UV and refractive detector. SEC columns from Supelco were used with THF and for the block copolymer in DMF as the eluent. The columns were calibrated with monodisperse poly(dimethyl siloxane). The molecular weights and the polydispersity indice were calculated. the chemical composition was extracted from proton NMR, which was recorded from Varian 500MHz instrument using CDCl₃ as solvent. The molecular weight of side block was calculated based on the molecular weight of center block and the chemical composition.

PDMS dicarbinol:**PDMS-2CF3:****ABA triblock:****P11474-MEOXZDMSMEOXZ**

Size exclusion chromatography of the polymer: run in DMF at 60 oC

MEOXZ-Polydimethylsiloxane-MEOXZ Mn = 900-b-4800-900 , PI=1.23