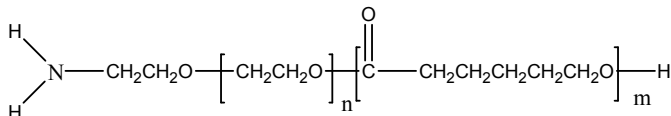


Sample Name:

**Amino end functionalized
Poly(ethylene oxide-b-caprolactone)**

Sample #: **P11480B- NH2EGCL**

Structure:



Composition:

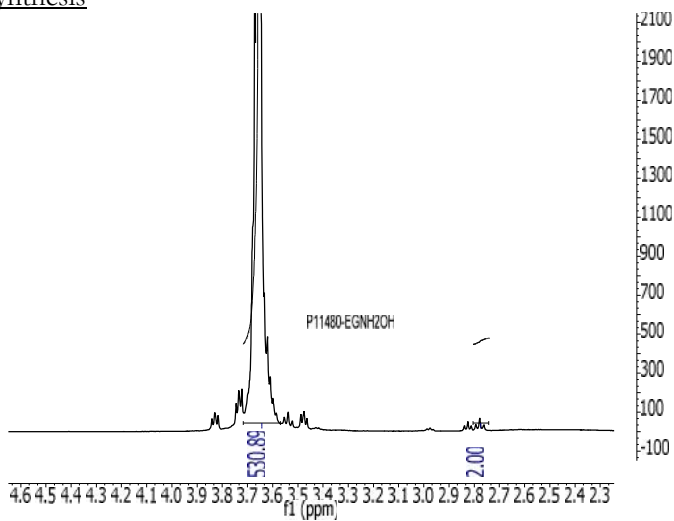
Mn x 10 ³ NH2 EG-b-PCL	PDI	NH2functional ity
6.0-b-16.0	1.3	>99%

Characterization:

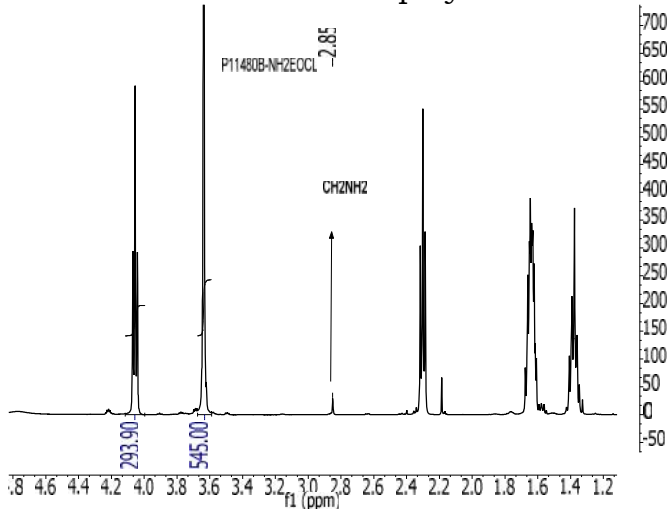
By combination of anionic and coordination ring opening polymerization process.

¹H-NMR Spectrum of the polymer

α -NH₂- ω -OH terminated PEG used in this polymer synthesis

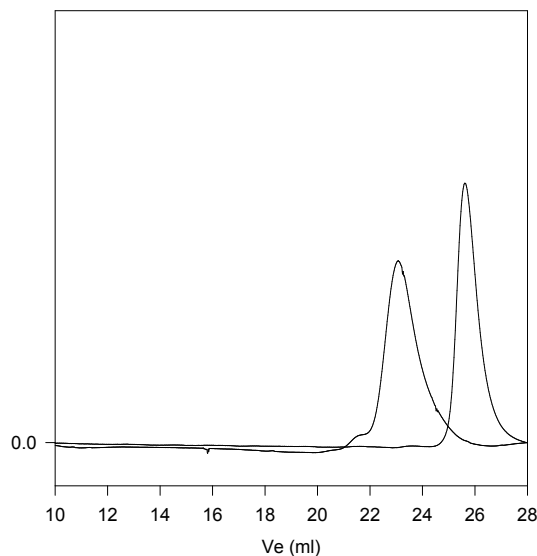


¹H NMR of the diblock copolymer:



SEC of the block copolymer:

P11480B-NH2EGCL



Size exclusion chromatography:

- Poly(ethylene glycol) NH₂-OH M_n=6000, M_w=6600, PI=1.13
 - Block Copolymer PEO(6000)-b-PCL(16,000), PI=1.30
- Composition from ¹H NMR