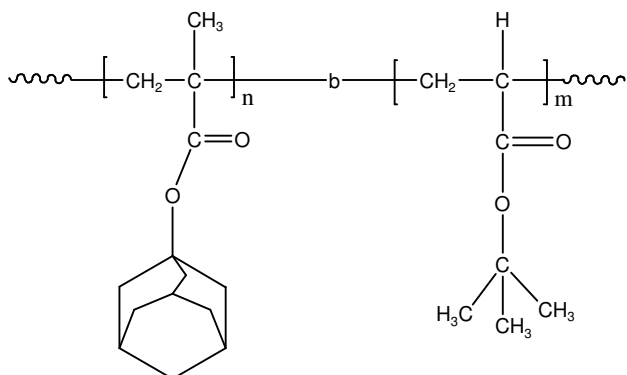


Sample Name:

Poly(1-Adamantyl methacrylate-*b*-
Tert.butylacrylate)

Sample #: P13255-ADMMAtBuA

Structure:**Composition:**

Mn x 10 ³ ADMA- <i>b</i> -PtBuA	PDI
2.0- <i>b</i> -2.5	1.15
Microstructure of ADMA	Syndio:hetero:iso Rich in atactic
T _g for ADMA block:101°C	T _g for tBuA block: Not distinct

Synthesis Procedure: Prepared by anionic process.

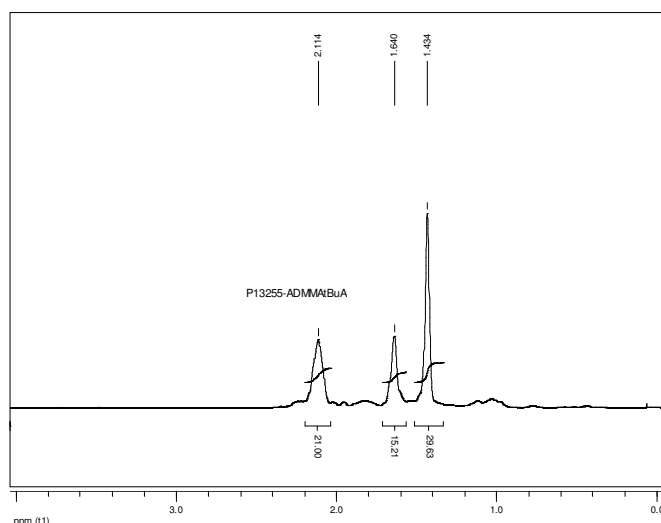
Characterization:

An aliquot of the anionic poly(ADMA) block was terminated before addition of MMA monomer and analyzed by size exclusion chromatography (SEC) to obtain the molecular weight and polydispersity index (PDI). The final block copolymer composition was calculated from ¹H-NMR spectroscopy.

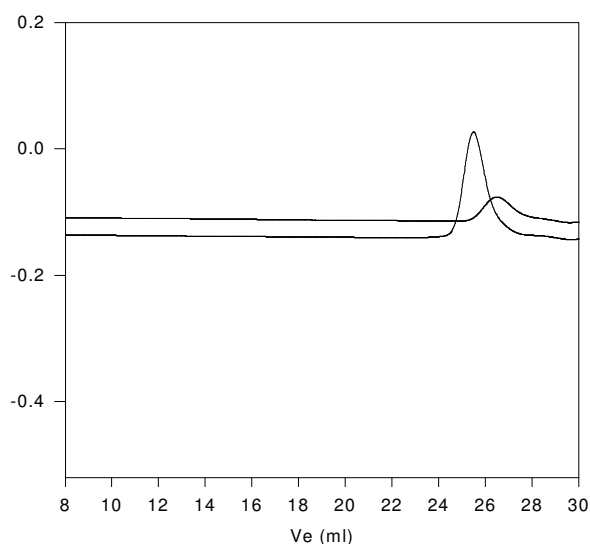
Thermal analysis of the samples was carried out using a differential scanning calorimeter (TA Q100) at a heating rate of 10°C/min. The inflection glass transition temperature (T_g) of the sample has been considered.

Solubility:

Polymer is soluble in THF, CHCl₃, toluene and dioxane. The polymer precipitates from hexanes, methanol and ethanol.

¹H-NMR Spectrum of the block copolymer:**SEC of the block copolymer:**

P13255-ADMMAtBuA



Size exclusion chromatography:

— Poly(Adamantyl methacrylate), M_n=2000, M_w=2500, PI=1.25
 - - - Block Copolymer PADMMA(2000)-*b*-PtBuA(2500), PI=1.15
 composition from H NMR

DSC thermogram for PADMA block: