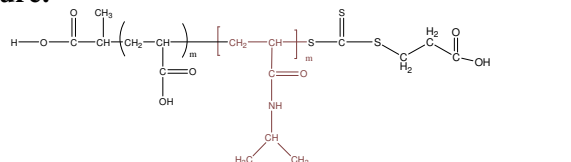


Sample Name: Poly(acrylic acid -b- N-isopropylacrylamide)

Sample #: P16011C-AANIPAM

Structure:



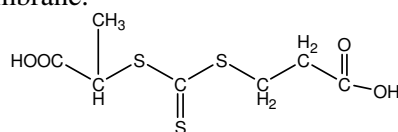
Composition:

Mn x 10 ³ PAA-b-PNIPAM	PDI
14.0-b-7.0	1.27

DP of each block: 195-b-60	
-------------------------------	--

Synthesis Procedure:

Poly(acrylic acid-b N-isopropylacrylamide) is prepared by RAFT using trithiocarbonate as CTA, from the hydrolysis of Pol(tert.butylacrylate-b-NIPAM) using TFA/DCM. Obtained polymer dialysis using 2000 M.W cut membrane.



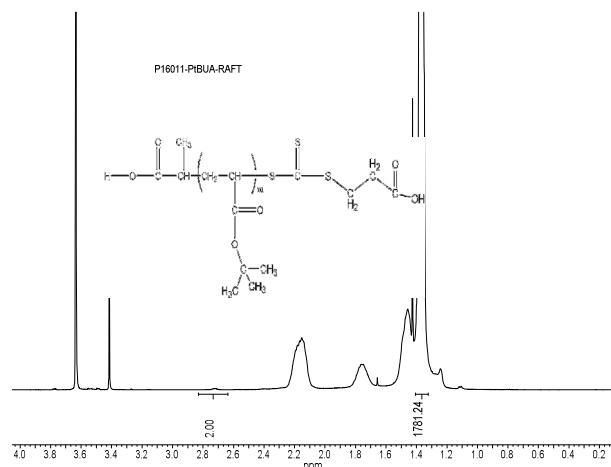
Characterization:

The polymer was characterized by GPC and ¹H NMR.

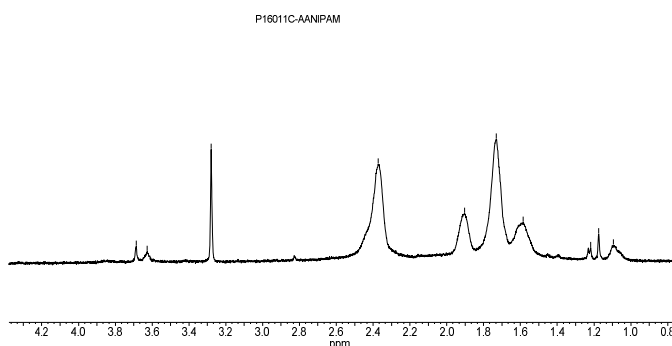
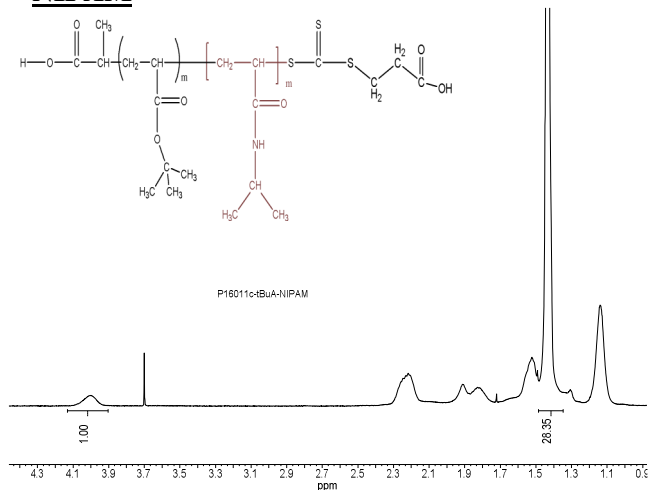
Solubility:

Poly(acrylic acid -b- N-isopropylacrylamide) is soluble in water.

¹H-NMR Spectrum of the PtBuA-RAFT initiator



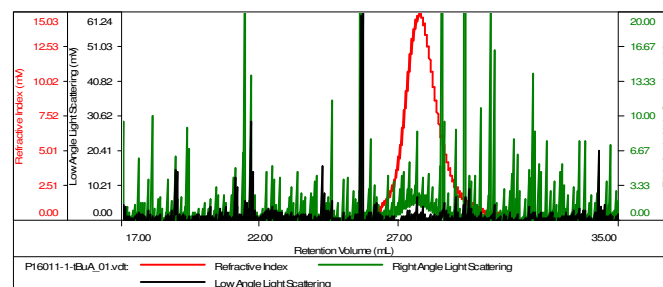
¹H NMR Spectrum of the Block copolymer PtBuA-NIPAM



SEC elugram of the block copolymer:

Sample ID: P16011-1-tBuA

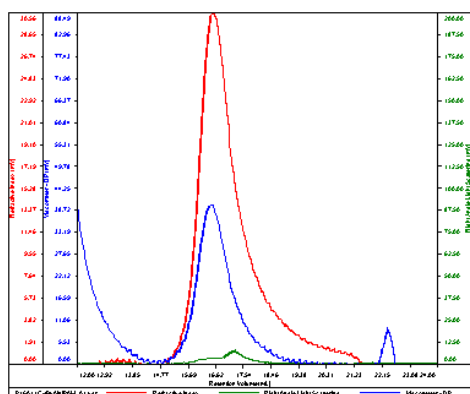
Concentration (mg/mL)	0.9995
Sample dn/dc (mL/g)	0.0520
Method File	PS80K-May112016-0000.vcm
Column Set	3x PL 1113-6300
Solvent	THF



Sample	Mn (Da)	Mw (Da)	Mw/Mn	IV (dL/g)	Mp (Da)
P16011-1-tBuA_01.vdt	24,515	34,104	1.391	0.3411	21,537

P16011C-tBuANIPAM

Cone (mg/mL)	3.3421
dn/dc (mL/g)	0.0630
Method	ps33-May2016-0002.acm
Solvent	DMF w/0.023M LiBr
Column	PSS



Composition by HNMR Mw/Mn by SEC run in DMF :
Mw/Mn 1.27