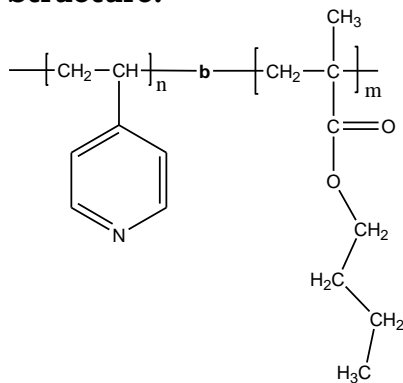


Sample Name: Poly(4-vinyl pyridine-b-n-butyl methyl methacrylate)

Sample #: P10062-4VPnBuMA

Structure:



Composition:

Mn × 10 ³ 4VP-b-nBuMA	Mw/Mn (PDI)
1.0-b-0.30	1.28

Synthesis Procedure:

By anionic living polymerization

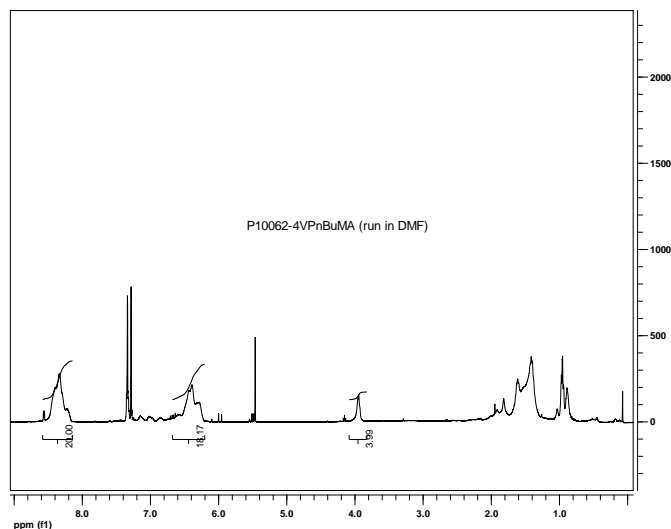
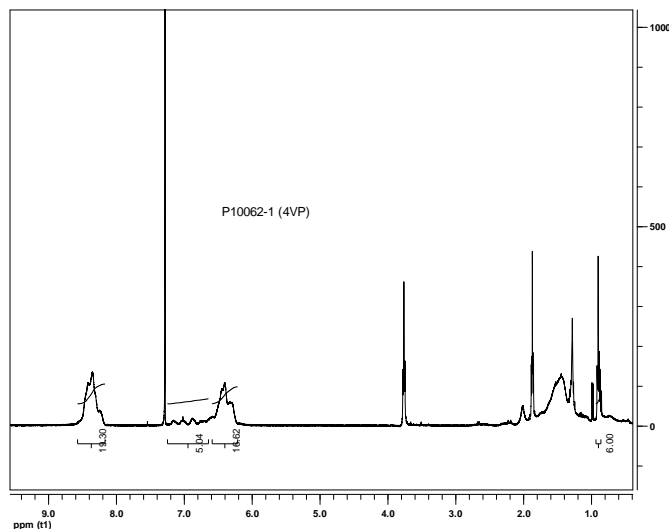
Characterization:

An aliquot of the anionic 4-vinyl pyridine block was terminated before addition of methyl methacrylate and analyzed by size exclusion chromatography (SEC) to obtain the molecular weight and polydispersity index (PDI). The block copolymer composition was then calculated from ¹H-NMR spectroscopy by comparing the peak area of the 4-vinyl pyridine proton peaks at about 8.5 ppm with the methyl methacrylate protons at 3.6 ppm. Copolymer PDI is determined by SEC.

Solubility:

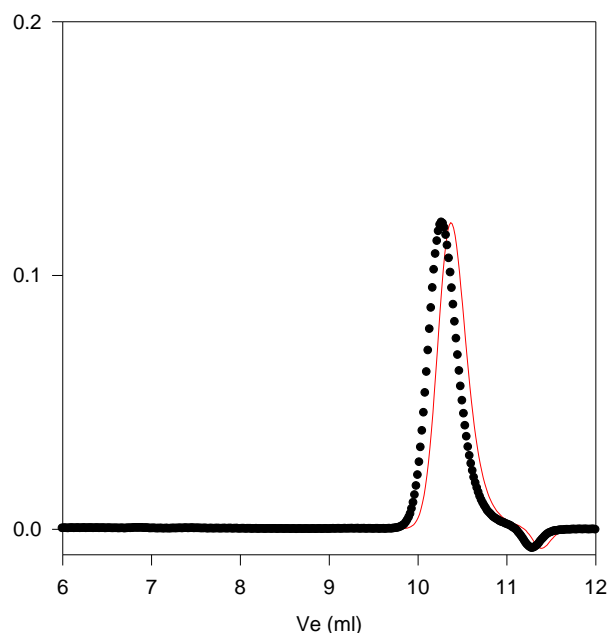
Polymer is soluble in THF, CHCl₃ and dioxane.

¹H-NMR of the polymer:



SEC of Sample of the block copolymer:

P10062-4VPnBuMA



Size Exclusion Chromatography of Poly(4-vinylpyridine-b-nBuMA)

M_n=1000-b-300 PI=1.28

Reference:

S. K. Varshney, X. F. Zhong and A. Eisenberg
"Anionic Homopolymerization and Block Copolymerization of 4-Vinylpyridine and Its Investigation by High-Temperature Size-Exclusion Chromatography in N-Methyl-2-Pyrrolidinone" CA Vol 118, 12, 102658 Macromolecules, 1993, 26, 701-706.