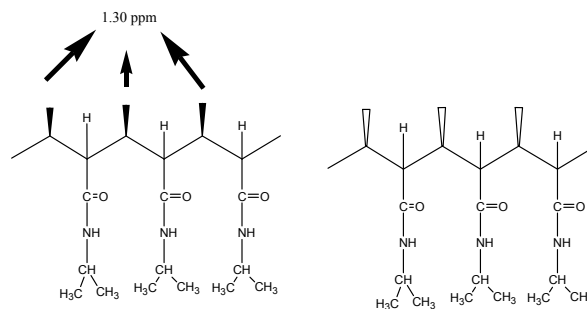


Sample Name: P18067-NIPAM  
**Poly(N-isopropyl acrylamide) bearing different tacticity**

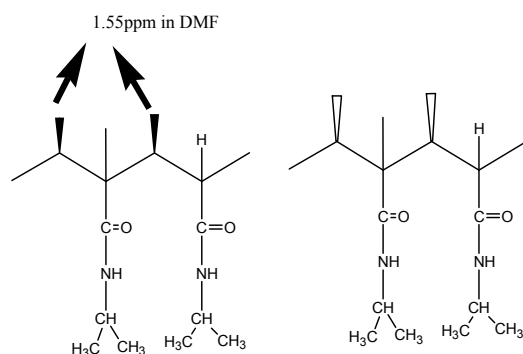
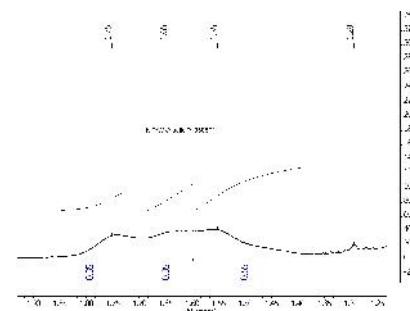
Polymer is synthesized by anionic polymerization process using TMS protected NIPAM Monomer. Polymerization carried out in different solvents in the presence of ligands such as LiCl, diethyl Zinc, tri isobutyl aluminium and diethyl aluminum.

HNMR was carried out in DMF. Following are the chemical shifts for different microstructures.

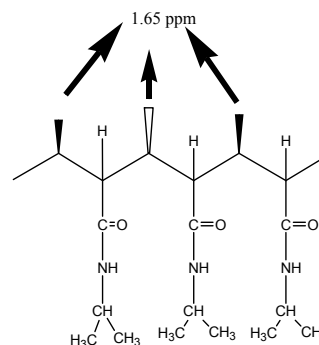
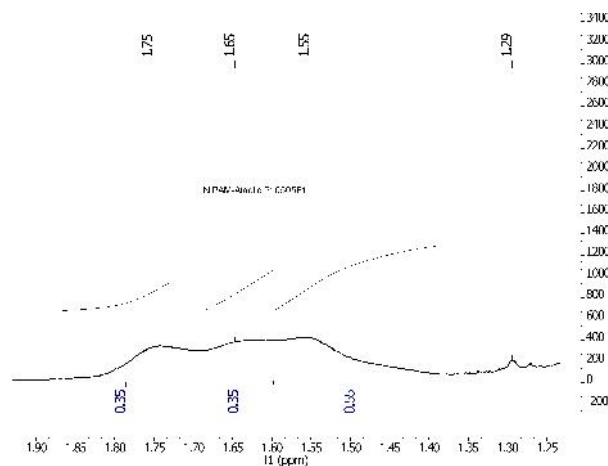
**Solubility of Polymer:** Solubility of poly NIPAM in water or in methanol dependent on the fraction of triad (mmm) iso contents presence in the polymer.



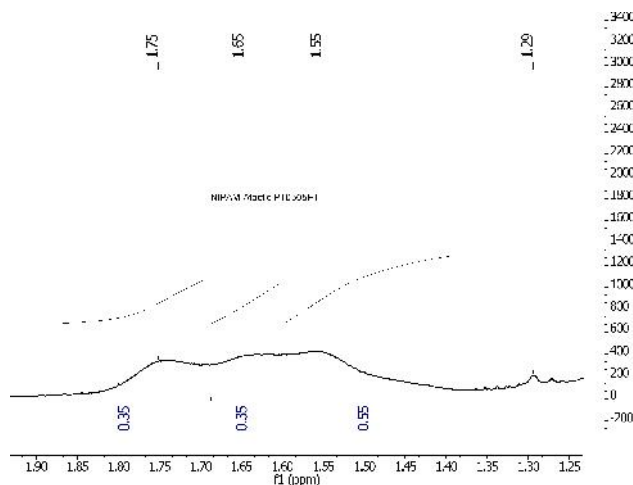
An example of meso triads

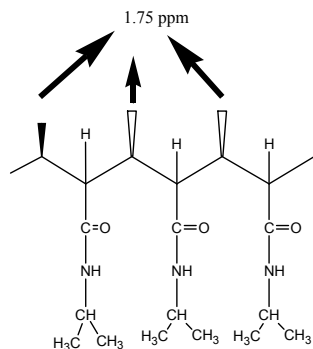


An example of meso diads

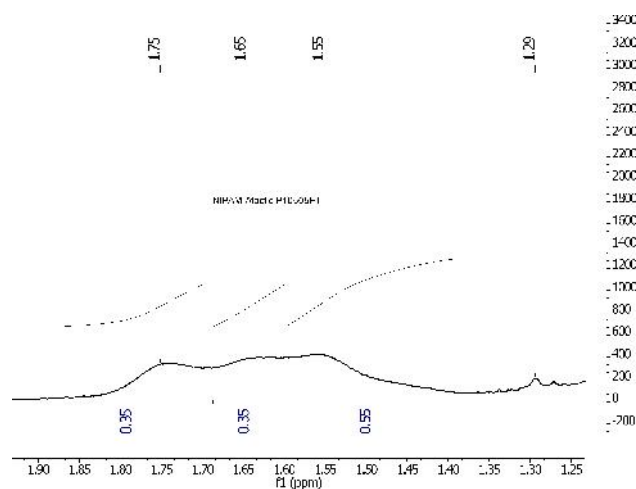


An example of Syndio (rrr) triads





An example of hetero (rmmr) triads

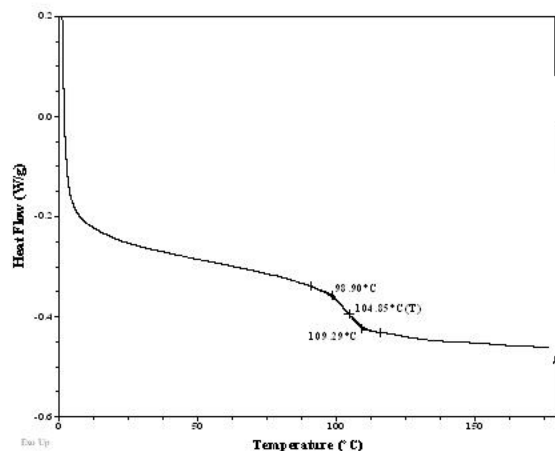


Polymer Sample # P18067-NIPAM  
(S:H:Iso : 49:1:50)

Molecular composition:

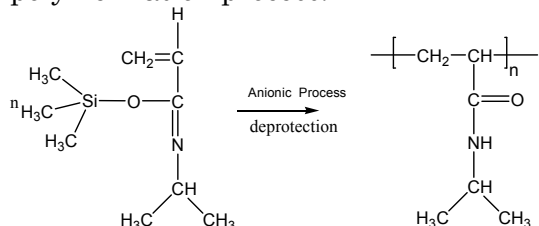
Mn x 10 <sup>3</sup>	Mw x 10 <sup>3</sup>	(mmm) triad contents %	Solubility in different Solvents				
			Water	Toluene	CH <sub>3</sub> OH	CHCl <sub>3</sub>	DMF
14.0	24.5	4	No	No	NO	NO	yes

Tg of polymer: 104.8 oC mid point



### Synthesis Procedure:

Poly(N-isopropyl acrylamide) is obtained by NH protected NIPAM monomer using ionic polymerization process.



### Characterization:

The molecular weight of poly(N-isopropyl acrylamide) are obtained by <sup>1</sup>H NMR carried out at 50 oC.

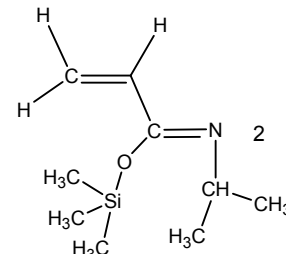
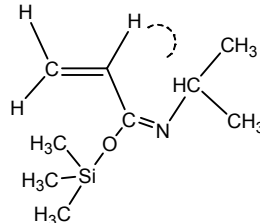
### <sup>1</sup>H NMR Of the monomer:

Sample Name:

*N*-isopropylacrylamide-TMS

Sample #: NIPAM-TMS (Lot# 14603)

Structure:



Major component  
2-isomeric species

Minor Component

Composition:

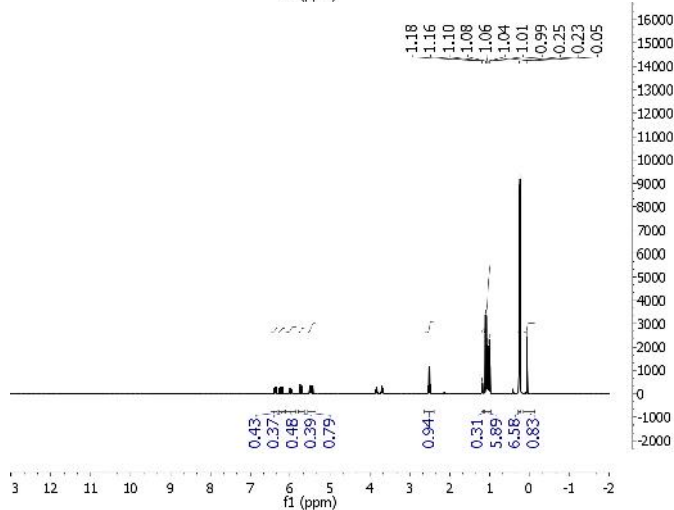
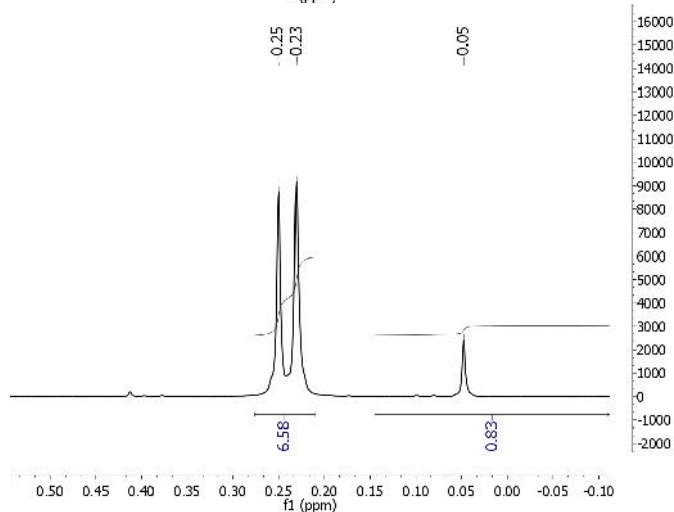
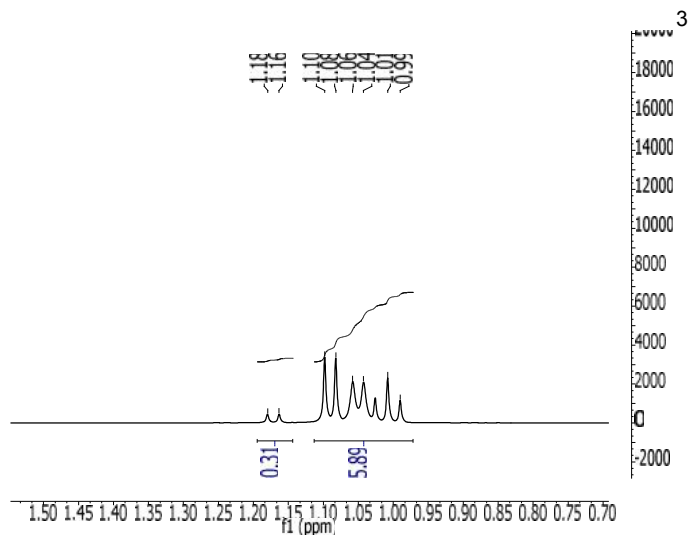
Mass	PDI
185	1
Purity	>98%

C<sub>9</sub>H<sub>19</sub>NOSi

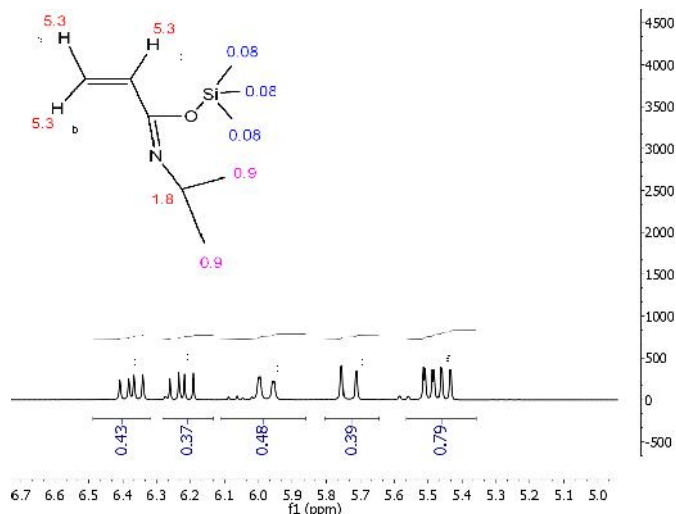
Mol. Wt.: 185.3

C, 58.32; H, 10.33; N, 7.56; O, 8.63; Si, 15.15

<sup>1</sup>H-NMR Spectrum monomer:



<sup>1</sup>H NMR of the TMS-NIPAM in CDCl<sub>3</sub> consist 2 sets of signals due to two isomers in the ratio of 1:0.8 ratio. Thus in the polymerization of TMS\_NIPAM in toluene, one of the isomers exists predominately over the other.

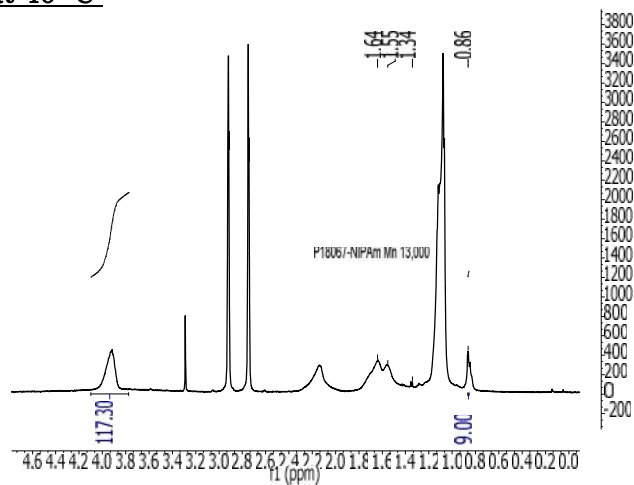


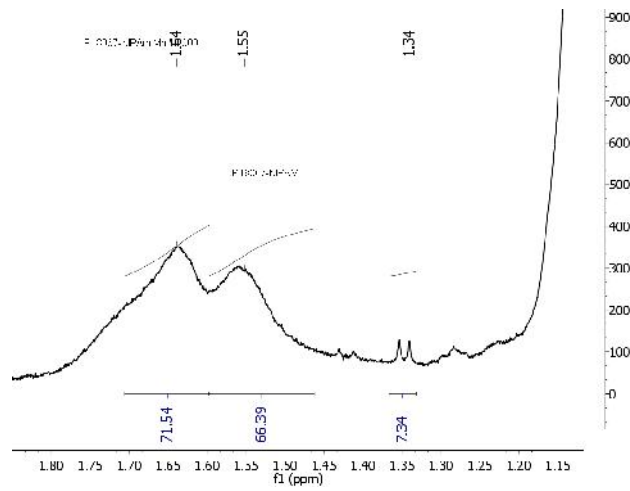
### Thermal analysis:

Thermal analysis of the samples was carried out on a TA Q100 differential scanning calorimeter at a heating rate of 10°C/min. The midpoint of the slope change of the heat flow plot of the second heating scan was considered as the glass transition temperature ( $T_g$ ).

### GPC of the Polymer

### <sup>1</sup>H NMR of the Polymer carried out in DMF at 40 °C:





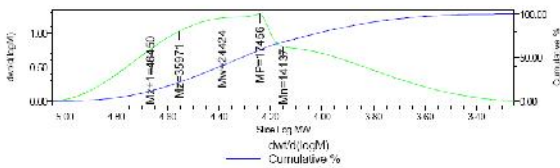
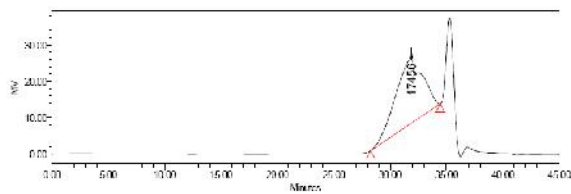
### GPC Default Individual Report

Reported by User: System

Project Name: GPC\_Default

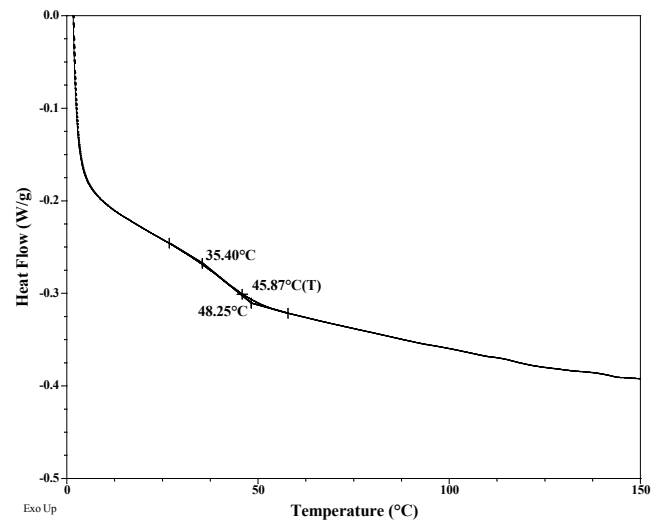
#### SAMPLE INFORMATION

Sample Name:	P18067	Acquired By:	System
Sample Type:	Unclassified	Date Acquired:	7/4/2013 2:03:40 PM
Vial:	1	App. Method Set:	method 1
Injection #:	13	Date Processed:	7/4/2013 2:57:33 PM
Injection Volume:	100.00 ul	Processing Method:	1
Run Time:	45.0 Minutes	Channel Name:	410
Sample Sol Name:		Proc. Chnl Descr:	



#### GPC Sample Results

Retention Time	Mn	Mw	MP	Mz	Polydispersity
31.897	35071	42424	7456	14139	1.228



DSC thermogram for the polymer: