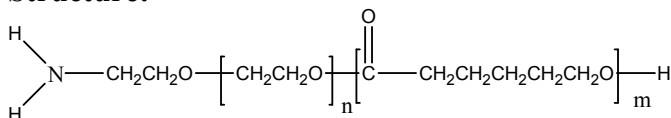


Sample Name:

Amino end functionalized Poly(ethylene oxide-b-caprolactone)

Sample #: **P18077A-NH2EGCL**

Structure:



Composition:

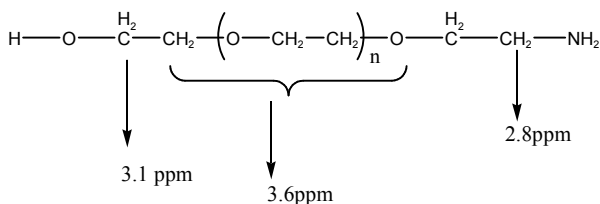
Mn x 10 ³ NH2 EG-b-PCL	PDI	NH2 functionality
4-b-15	1.45	>99%

Characterization:

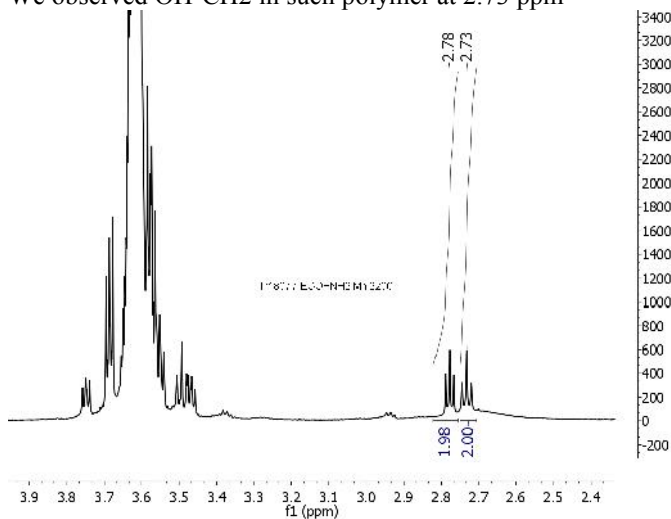
By combination of anionic and coordination ring opening polymerization process.

.NH2-.OH terminated PEG used in this polymer synthesis

Chemical shifts assignment for the NH2-PEG-OH

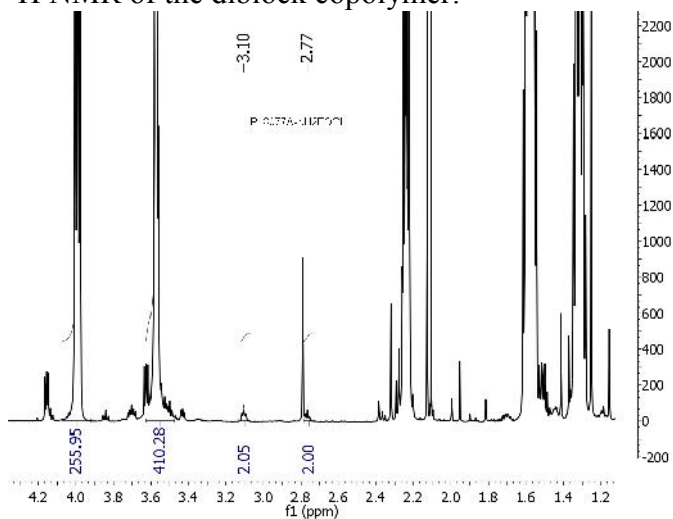


We observed OH-CH2 in such polymer at 2.73 ppm



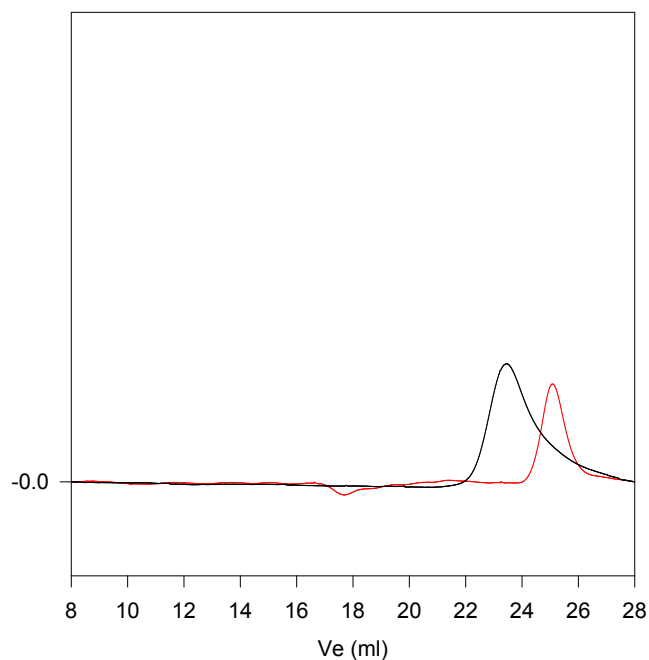
1H-NMR Spectrum of the polymer

1H NMR of the diblock copolymer:



SEC of the block copolymer:

P18077A-NH2EGCL



Size exclusion chromatograph of NH2 terminated PEG-b-CL

PEG Block: M_n=4000, M_w=4300, PI=1.08

NH2-EG-b-CL: 4,000-b-15,000 Mw/Mn:1.45