

Sample Name: **P18080-NIPAM**

Poly(N-isopropyl acrylamide) bearing different tacticity

Polymer Sample

(S:H:Iso : 20:0:80)

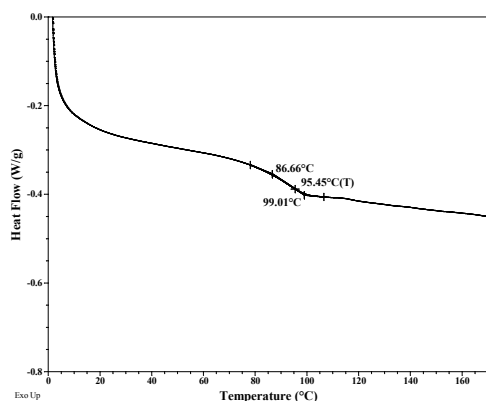
Molecular composition:

Mn x 10 ³	Mw x 10 ³	(mmm) triad contents %	Solubility in different Solvents				
			Water	Toluene	CH3OH	CHCl3	DMF
10.0+	30	>1%	NO	No	NO	No	Yes *

+ determined from HNMR

*Soluble only in Hot reflux DMF solvent

Tg of polymer: 95.45 °C (mid point)

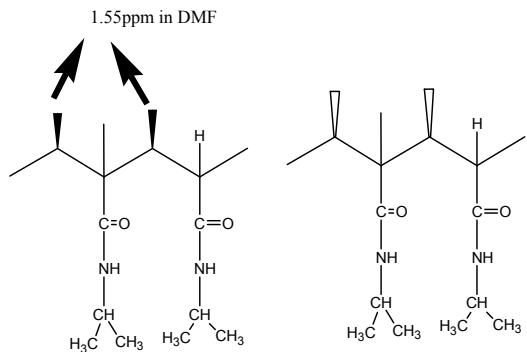


Polymer is synthesized by RAFT polymerization process using TMS protected NIPAM Monomer. Polymerization carried out in different solvents in the presence of ligands such as LiCl, diethyl Zinc, tri isobutyl aluminium and diethyl aluminum.

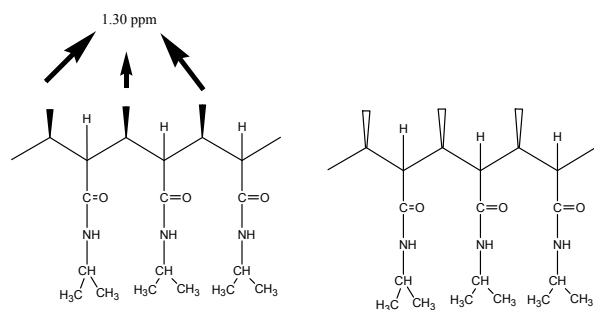
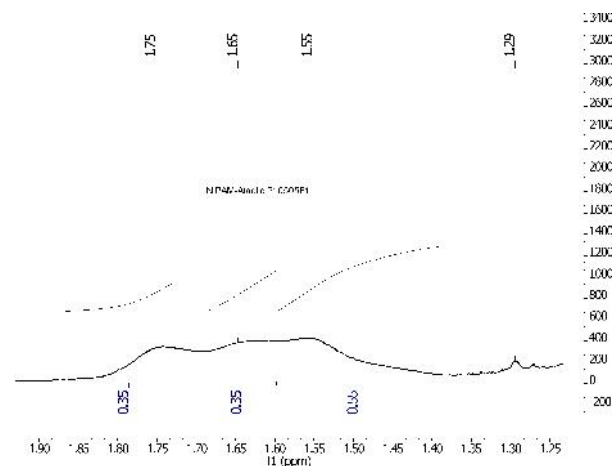
HNMR was carried out in DMF.

Following are the chemical shifts for different microstructures.

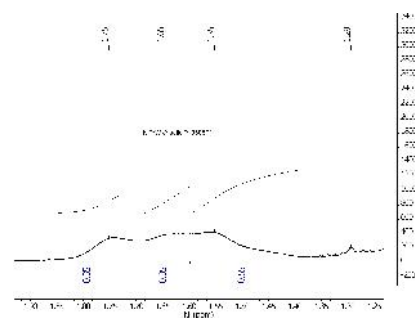
Solubility of Polymer: Solubility of poly NIPAM in water or in methanol dependent on the fraction of triad (mmm) iso contents presence in the polymer.

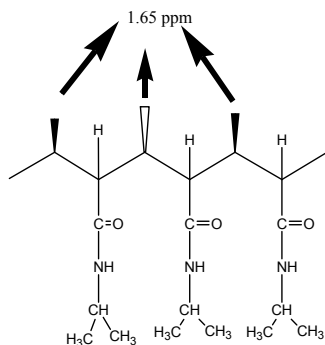


An example of meso diads

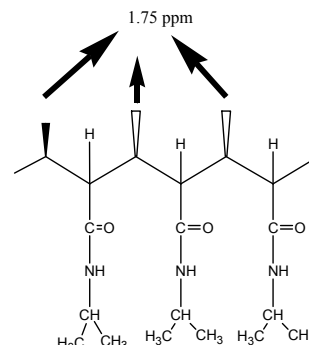
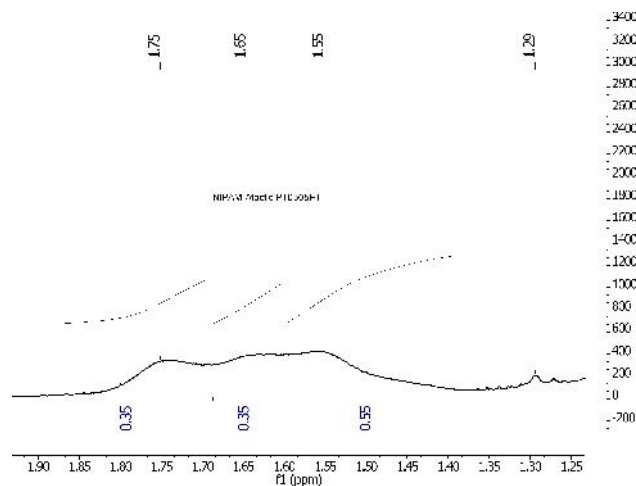


An example of meso triads

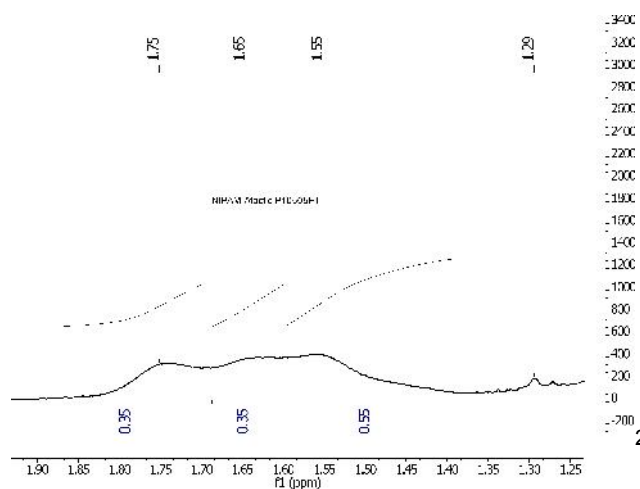




An example of Syndio (rrr) triads



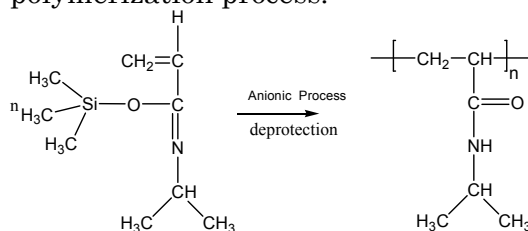
An example of hetero (rmmr) triads



2

Synthesis Procedure:

Poly(N-isopropyl acrylamide) is obtained by NH protected NIPAM monomer using ionic polymerization process.



Characterization:

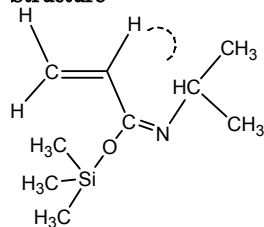
The molecular weight of poly(N-isopropyl acrylamide) are obtained by ¹H NMR carried out at 50 oC.

HNMR Of the monomer:

Sample Name:

N-isopropylacrylamide-TMS

Sample #: NIPAM-TMS (Lot# 14603)

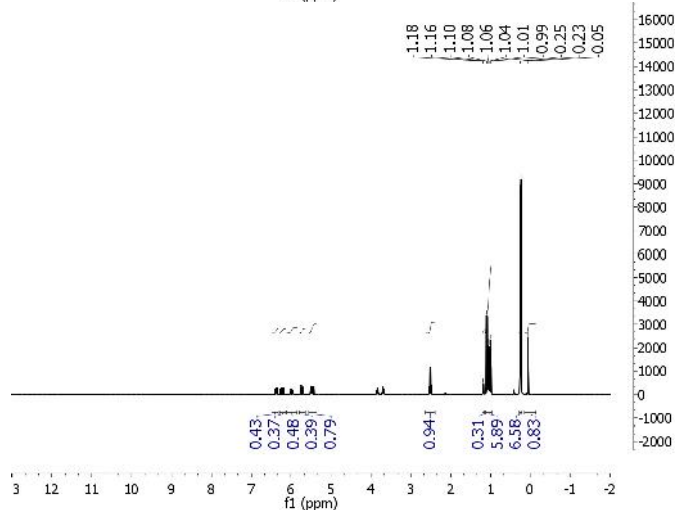
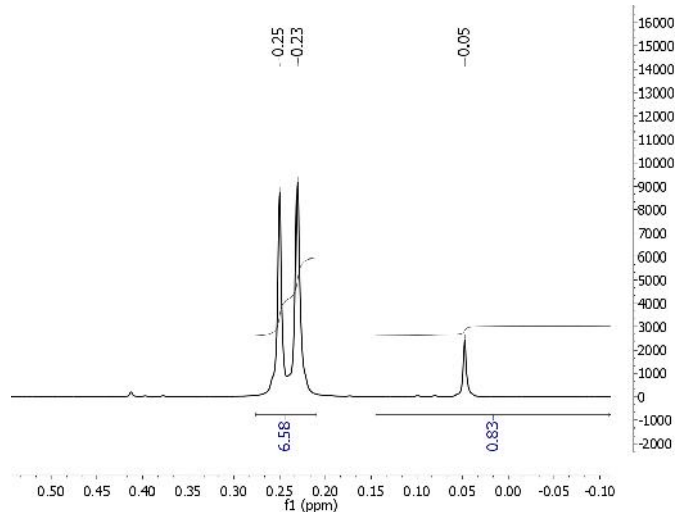
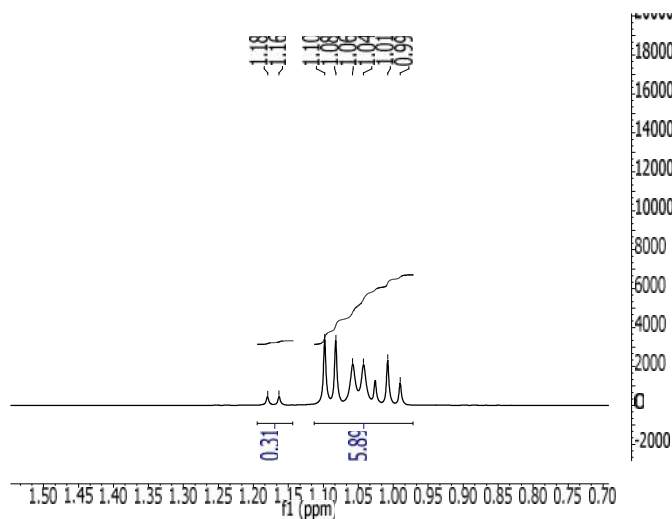
Structure:Major component
2-isomeric species**Composition:**

Mass	PDI
185	1
Purity	>98%

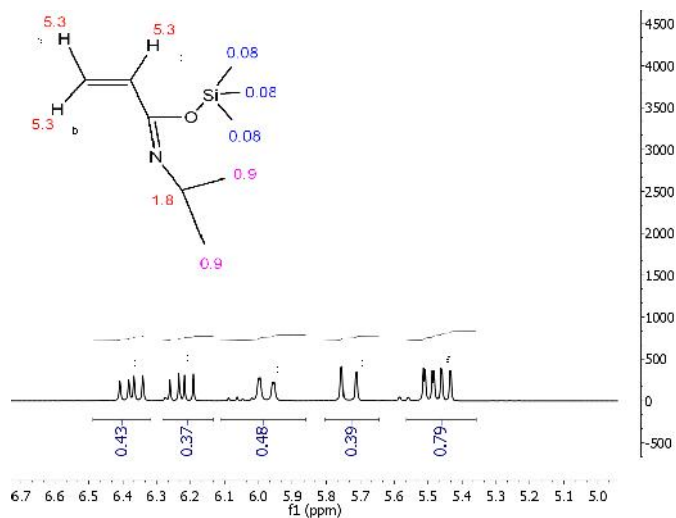
 $C_9H_{19}NOSi$

Mol. Wt.: 185.3

C, 58.32; H, 10.33; N, 7.56; O, 8.63; Si, 15.15

 1H -NMR Spectrum monomer:

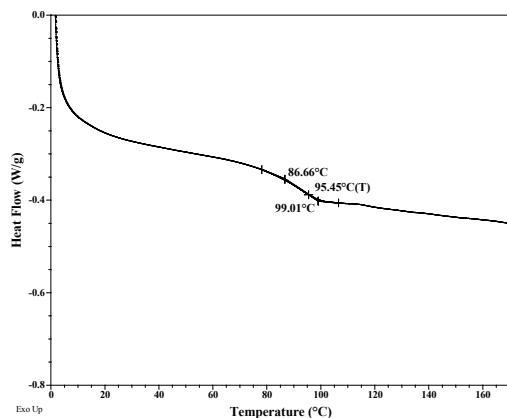
HNMR of the TMS-NIPAM in $CDCl_3$ consist 2 sets of signals due to two isomers in the ratio of 1:0.8 ratio. Thus in the polymerization of TMS_NIPAM in toluene, one of the isomers exists predominately over the other.



Thermal analysis:

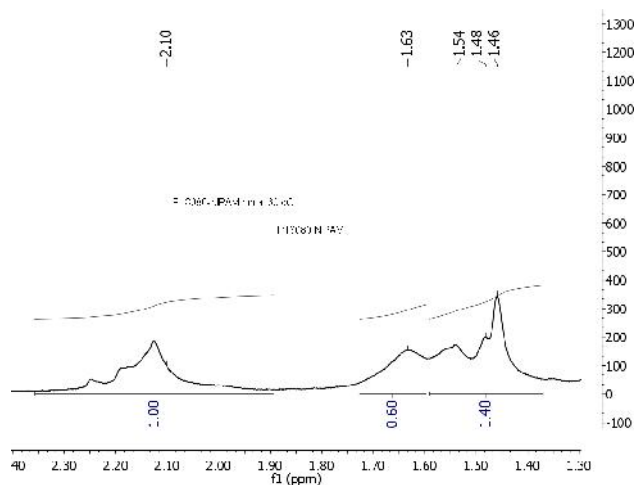
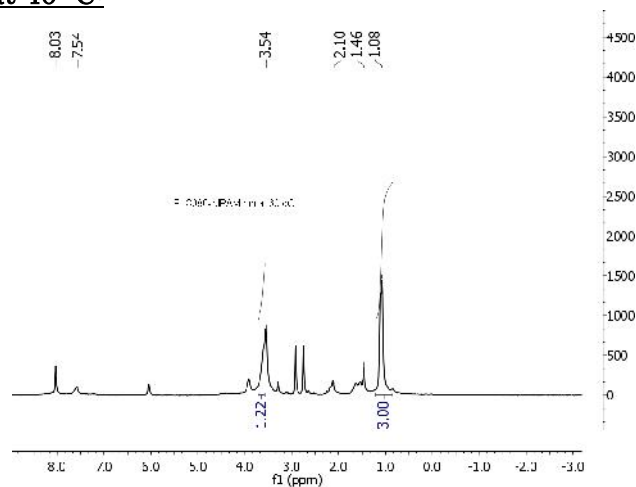
Thermal analysis of the samples was carried out on a TA Q100 differential scanning calorimeter at a heating rate of 10°C/min. The midpoint of the slope change of the heat flow plot of the second heating scan was considered as the glass transition temperature (T_g).

DSC of the polymer:

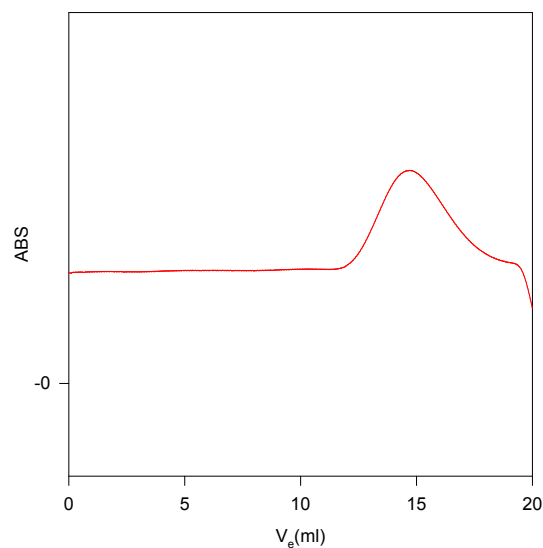


GPC of the Polymer

¹H NMR of the Polymer carried out in DMF at 40 °C:



P18080-NIPAM at 65 °C



Size exclusion chromatography of N-Isopropyl Acrylamide in DMF/LiBr(0.01M)
Molecular Weight Distribution with respect to PEO Standards:
Mw/Mn: 3.0 Mn: 10,000 Mw: 30,000