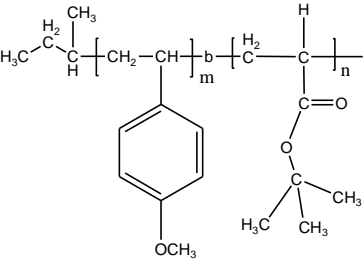


Sample Name:
Poly(4-Methoxy styrene-b-tert.Butylacrylate)

Sample #: P18304-4MeOS-tBuA

Structure:



Composition:

Mn x 10 ³ 4MeOS-b-tBuA	Mw/Mn (PDI)
27.0-b-70.0	1.2

Synthesis Procedure:

Poly(4- methoxy styrene-b-tBuA) is prepared by living anionic polymerization by sequence addition of 4-methoxyl styrene followed by tert.butylacrylate.

Characterization Block was analyzed by size exclusion chromatography (SEC) to obtain the molecular weight and polydispersity index (PDI). The final block copolymer composition was calculated from ¹H-NMR spectroscopy by comparing the peak area of the 4 methoxy styrene protons at 6.3-7.2 ppm with the peak area of 4-methoxy styrene at 3.7ppm and tert.butyl at 1.4 ppm .

Solubility: Polymer is soluble in THF, acetone
Figure:¹H NMR spectrum of the sample

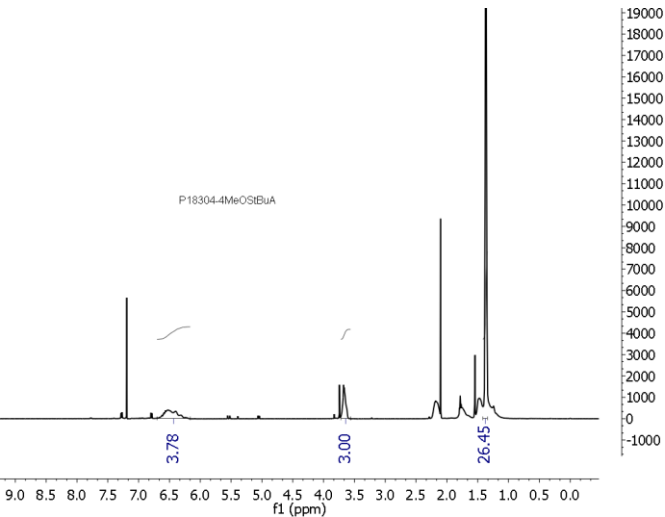
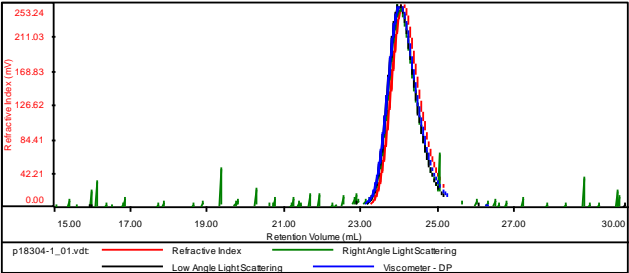


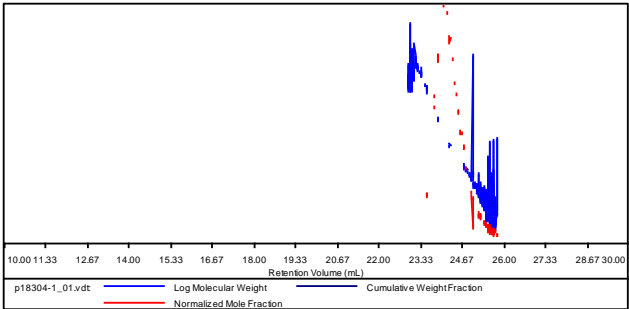
Figure: SEC profile of the block copolymer

Sample ID: P18304-4MeOS

Concentration (mg/mL)	4.7269
Sample dn/dc (mL/g)	0.1850
Method File	PS80K-NOV-2013-0001.vcm
Column Set	3x PL 1113-6300
System	System 1

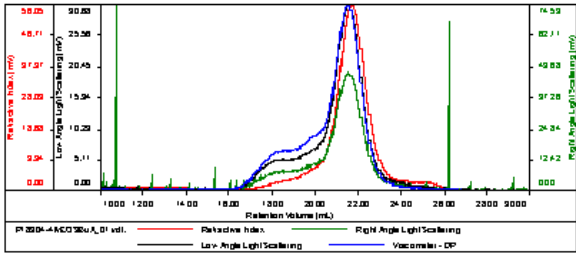


Sample	Mn	Mw	Mp	Mw/Mn	IV
p18304-1_01.vdt	26,884	28,686	29,012	1.067	0.2495



Sample ID: P18304-4MeOS-tBuA

Concentration (mg/mL)	5.1773
Sample dn/dc (mL/g)	0.1120
Method File	PS80K-JANOS-2014-0001.vcm
Column Set	3x PL 1113-6300
System	System 1



Sample	Mn	Mw	Mp	Mw/Mn	IV
P18304-4MEOS-tBuA_01.vdt	96,839	113,959	95,281	1.177	0.7961

