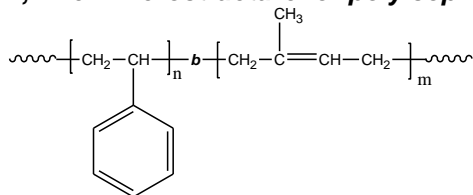


SEC of Sample of the block copolymer:

Sample Name: **Poly(styrene-b-isoprene)**
(Polyisoprene rich in 1,4-addition)

Sample #: **P18338-Slp**

1,4-rich microstructure for polyisoprene block:



Composition:

Mn x 10 ³ S-b-Ip	Mw/Mn (PDI)
58.0-b-58.0	1.05

Synthesis Procedure:

Poly(styrene-b-isoprene) is prepared by living anionic polymerization in non-polar solvent with sequence addition of styrene followed by isoprene or isoprene first followed by styrene. In this batch isoprene was polymerized first followed by addition of styrene.

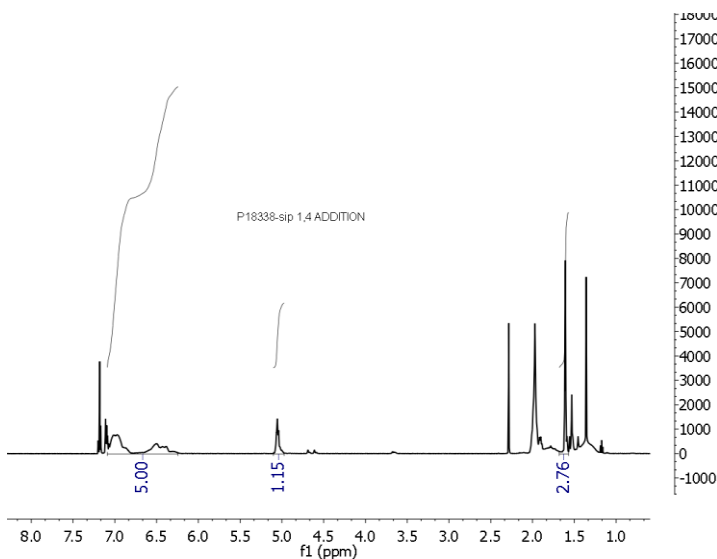
Characterization:

An aliquot of the anionic polystyrene block was terminated before addition of isoprene and analyzed by size exclusion chromatography (SEC) to obtain the molecular weight and polydispersity index (PDI). The block copolymer composition was then calculated from ¹H-NMR spectroscopy by comparing the peak area of the vinylic isoprene proton at 5.1 ppm with the aromatic protons of polystyrene at 6.3-7.2 ppm. Copolymer PDI is determined by SEC.

Solubility:

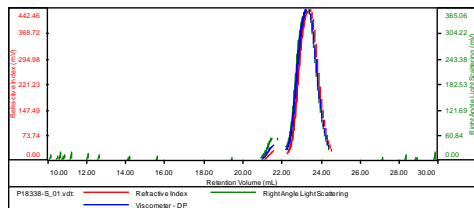
Poly(styrene-b-isoprene) is soluble in THF, toluene, dioxane and CHCl₃. This polymer readily precipitates from methanol, ethanol, and water.

¹H-NMR Spectrum of the block copolymer:



Sample ID: P18338-S

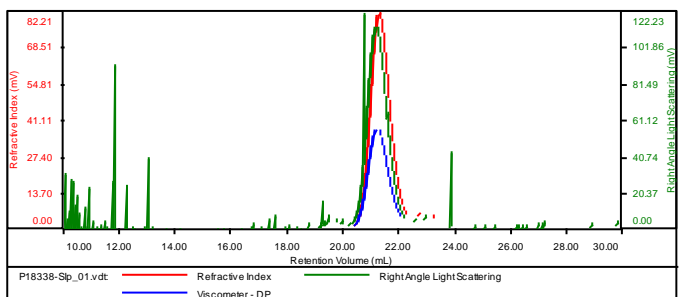
Concentration (mg/mL)	13.3957
Sample dn/dc (mL/g)	0.1850
Method File	PS80K-NOV25-2013-0002.vcm
Column Set	3x PL 1113-6300
System	System 1



Sample	Mn	Mw	Mp	Mw/Mn	IV
P18338-S_01.vdt	58,129	59,939	58,447	1.031	0.3664

Sample ID: P18338-SIP

Concentration (mg/mL)	2.1681
Sample dn/dc (mL/g)	0.1520
Method File	PS80K-NOV25-2013-0002.vcm
Column Set	3x PL 1113-6300
System	System 1



Sample	Mn	Mw	Mp	Mw/Mn	IV
P18338-Sip_01.vdt	116,746	122,733	118,105	1.051	0.7913