




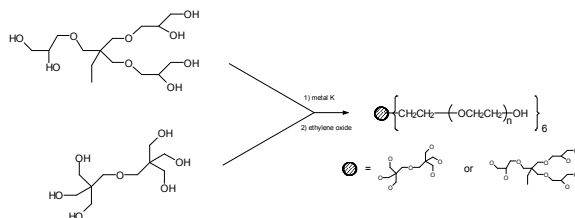
Six-Arm Poly(ethylene oxide) Hydroxy Terminated*, Dipentaerythritol Core Product containing about 50% linear PEG

$$\text{---} \text{---} \text{---} \left(\text{CH}_2\text{CH}_2 \left(\text{OCH}_2\text{CH}_2 \right)_n \text{OH} \right)_6$$

 =  or 

Mn x 10 ³ (total)	PDI
7.0	1.17
Linear PEG % about 50%	

The polymer was prepared by anionic living polymerization of ethylene oxide using dipenta erythritol potassium salt or other hexa functional compound as the initiator. The scheme of the reaction is illustrated below:



By Size exclusion chromatography (SEC): Varian liquid chromatograph equipped with UV and refractive detector. SEC columns from Supelco were used with THF containing 2 vol% (Et)₃N as the eluent. The molecular weights were determined using light scattering detector and viscosity detector. The molecular weights and the polydispersity indice were calculated.

An aqueous GPC column from Supelco(G5000 PwXL) was also used with 0.5 M acetic acid and 0.8 M NaNO₃ as the eluent. It was kept at a constant temperature of 50°C. The flow rate was 1.0 ml/min. The column was calibrated with monodisperse poly(ethylene oxide) standards. The molecular weights and the polydispersity index of polyethylene oxide were calculated by using a Visual Basic GPC software.

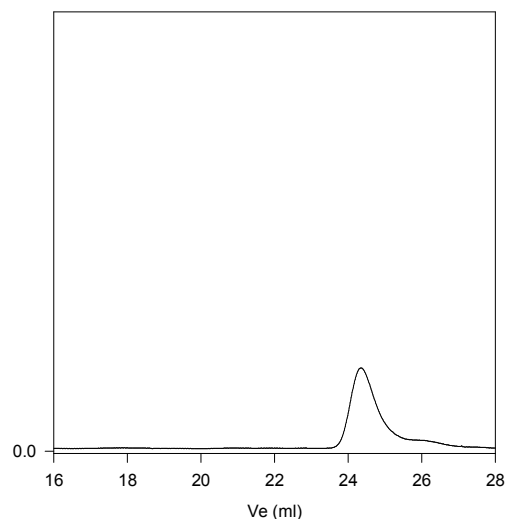
Purification of the obtained polymer was carried out rigorously as follows to ensure the removal of the catalyst side product:

1. Dissolved the polymer in de-ionized distilled water to remove the any insoluble organic catalyst side product.
2. Polymer extracted from water with dichloromethane.
3. Polymer solution in dichloromethane was dried over anhydrous sodium sulfate.
4. Solution filtered and then passed through a column packed with basic Al_2O_3 .
5. Solution concentrated on rota-evaporator
6. Solution precipitated in cold diethyl ether.
7. Dried under vacuum for 48h at 38 oC.

Solubility:
Polymer is soluble in toluene, THF, water and CHCl_3 . The polymer is insoluble in hexane, ether, cold isopropanol and ethanol.

¹H NMR spectrum of P1850-3EOOH in DMSO-d₆. The spectrum displays a broad peak at approximately 4.6 ppm (integral 6.00) and a complex multiplet between 3.2 and 3.6 ppm (integral 12.09). A chemical shift scale from 3.00 to 5.00 ppm is shown at the bottom. An inset shows a zoomed-in view of the peaks from 3.50 to 3.65 ppm.

P1850-6EOOH contain about 50% linear PEG



Size Exclusion Chromatogram of Six-Arm Poly(ethylene glycol)
 — P1850-6EO: $M_n=7000$, $M_w=8200$, $M_w/M_n=1.17$