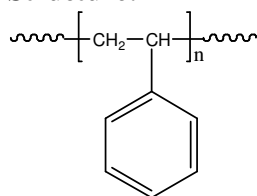


Sample Name: Polystyrene Broad distribution

Sample #: P1866-S

Structure:

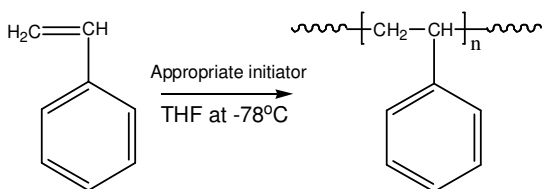


Composition:

$M_n \times 10^3$	PDI
3.6	1.34

Synthesis Procedure:

Polystyrene is obtained by living anionic polymerization of styrene as illustrated below:



Characterization:

The molecular weight and polydispersity index (PDI) were obtained by size exclusion chromatography (SEC) in THF. SEC analysis was performed on a Varian liquid chromatograph equipped with refractive and UV light scattering detectors. Three SEC columns from Supelco (G6000-4000-2000 HXL) were used with triple detectors from Viscotek Co.

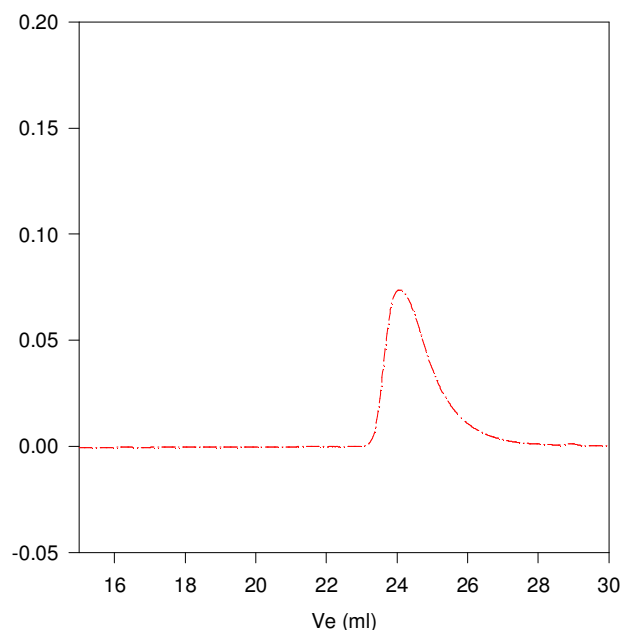
Thermal analysis of the sample was carried out using a differential scanning calorimeter (TA Q100) at a heating rate of $10^\circ C/min$. The inflection glass transition temperature (T_g) has been considered.

Solubility:

Polystyrene is soluble in DMF, THF, toluene and $CHCl_3$. It precipitates from methanol, ethanol, water and hexanes.

SEC of Homopolymer:

P1866-S



Size exclusion chromatograph of polystyrene:

$M_n=3590$, $M_w=4800$, $PI=1.34$

T_g of polystyrene as function of molecular weight

