

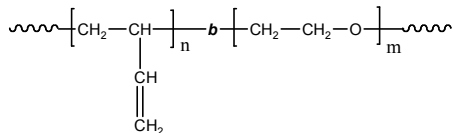
Sample Name: Poly(butadiene-b-ethylene oxide)

Poly butadiene rich in 1,2 or 1,4 microstructure

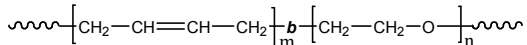
Sample #: P10171B-BdEO

(poly butadiene block rich in 1,2 microstructure)

Structure of 1,2-rich microstructure about 95%:



Structure of 1,4-rich microstructure:



Composition:

Mn x 10 ³ Bd-b-EO	Mw/Mn (PDI)	% 1,2 addition Butadiene
1.9-b-1.3	1.09	95%
Dp: of each block: 35-b-30		

Synthesis Procedure:

Poly(butadiene(1,4 addition or 1,2 addition)-b-ethylene oxide) can be prepared by the different routes as reported in the literature (ref: *Macromolecules* 1996, 29, 6994). The direct synthesis of diblock copolymer using lithium counter ion in the presence of **Phosphazene Base t-BuP₄** is interesting as reported in *Macromolecules*, **32** (8), 2783 -2785, 1999. These polymers can also be successfully synthesized using the different end functionalized polymers as investigated in our lab. These methodologies are proprietary.

Characterization:

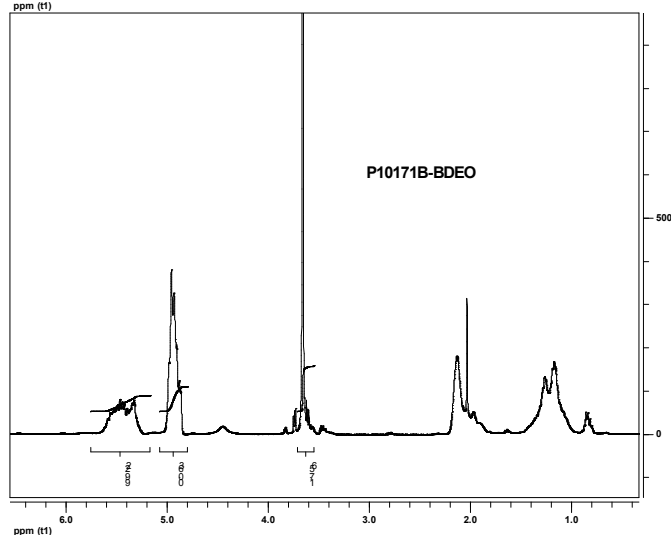
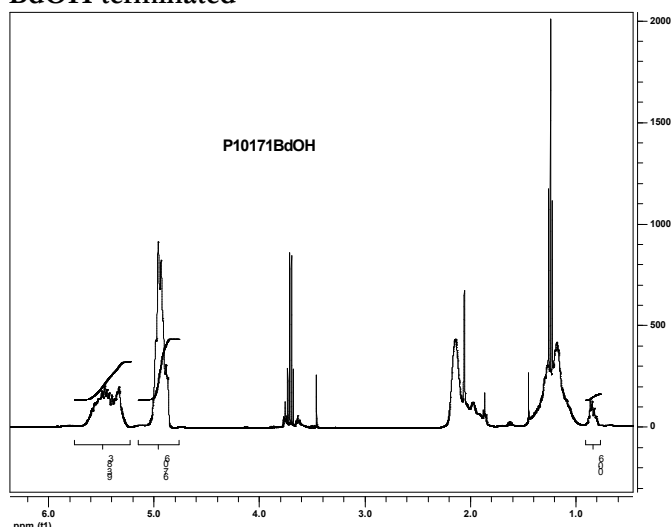
OH terminated polybutadiene polymer was analyzed by size exclusion chromatography (SEC) to obtain the molecular weight and polydispersity index (PDI). The final block copolymer composition was calculated from ¹H-NMR spectroscopy by comparing the peak area of the vinylic butadiene protons between about 5.0-5.4 ppm with the ethylene oxide protons at 3.6 ppm. Block copolymer PDI is determined by SEC. Note: The ¹H-NMR of 1,2-polybutadiene is composed of 1 proton signal at 5.4 ppm and 2 proton signals at 5.0 ppm. Signals due to vinylic 1,4-polybutadiene are also present at 5.4 ppm.

Solubility:

Poly(butadiene-b-ethylene oxide) is soluble in THF, CHCl₃, and toluene. The polymer has variable solubility in hexane, methanol, ethanol and water depending on its composition.

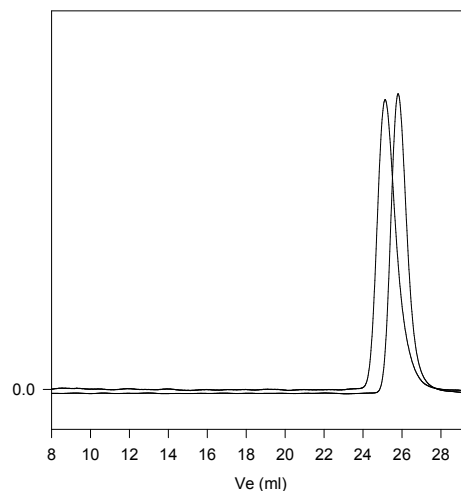
¹H NMR spectrum of the sample

BdOH terminated



SEC profile of the block copolymer

P10171B-BdEO



Size exclusion chromatography of poly(butadiene-b-ethylene oxide):

- OH terminated 1,2 polybutadiene M_n=1900, M_w=2000, PI=1.09
- Block Copolymer PBd(1900)-b-PEO(1300), PI=1.09
(Chemical composition From ¹H-NMR)