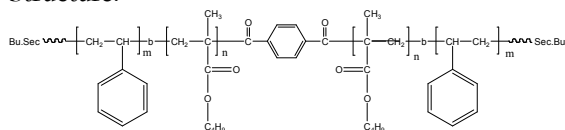


Sample Name:

Poly(Styrene-b-methyl methacrylate-b-Styrene)

Sample #: P19230-SMMAS

Structure:



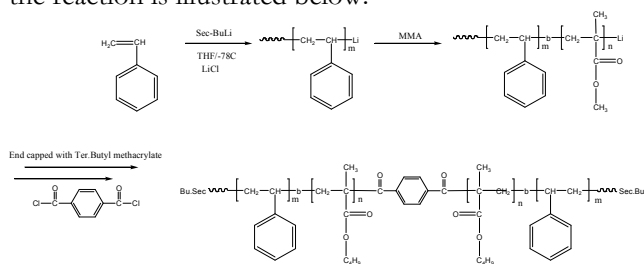
Composition:

$M_n \times 10^3$ (S-b-MMA-S)	PDI
5.0-b-18.0-b-5.0	1.13

T_g for MMA block: 113°C	T_g for PS block: Not distinct
-------------------------------	-------------------------------------

Synthesis:

Poly(styrene-b-methylmethacrylate-b-styrene) is prepared by living anionic polymerization. The details are reported in the reference¹. The scheme of the reaction is illustrated below:



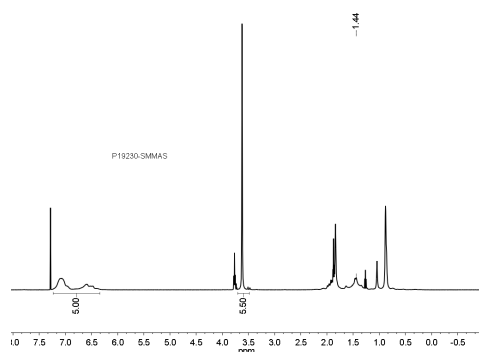
Characterization:

By size exclusion chromatography (SEC) and HNMR spectroscopy.

Thermal analysis:

Thermal analysis of the samples was carried out on a TA Q100 differential scanning calorimeter at a heating rate of 10°C/min. The midpoint of the slope change of the heat flow plot of the second heating scan was considered as the glass transition temperature (T_g).

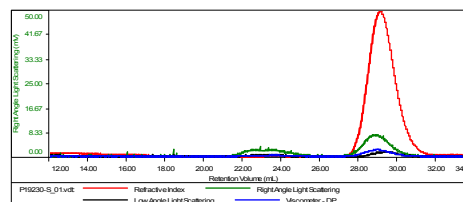
¹HNMR spectrum:



SEC of Sample:

Sample ID:P19230-S

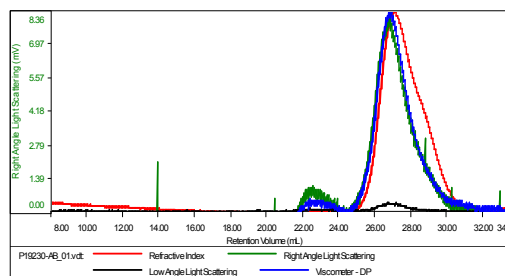
Concentration (mg/mL)	1.3766
Sample dn/dc (mL/g)	0.1860
Method File	PS80K-April 13-2015-0000.vcm
Column Set	3x PL 1113-6300
Solvent	THF



Sample	MW Number Average (Da)	MW Weight Average (Da)	MW at Peak (Da)	Polydispersity	Intrinsic Viscosity (dL/g)
P19230-S_01.vdt	5,049	5,457	5,253	1.081	0.1677

Sample ID:P19230-SMMA

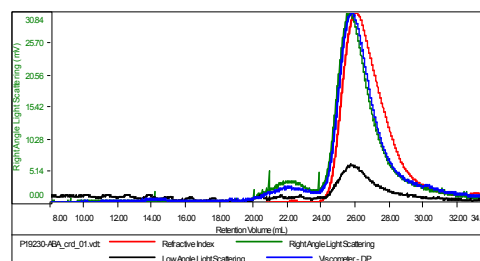
Concentration (mg/mL)	1.2807
Sample dn/dc (mL/g)	0.1300
Method File	PS80K-April 13-2015-0000.vcm
Column Set	3x PL 1113-6300
Solvent	THF



Sample	MW Number Average (Da)	MW Weight Average (Da)	MW at Peak (Da)	Polydispersity	Intrinsic Viscosity (dL/g)
P19230-AB_01.vdt	14,204	15,793	15,837	1.112	0.3417

Sample ID:P19230-SMMAS

Concentration (mg/mL)	3.6766
Sample dn/dc (mL/g)	0.1200
Method File	PS80K-April 13-2015-0000.vcm
Column Set	3x PL 1113-6300
Solvent	THF



Sample	MW Number Average (Da)	MW Weight Average (Da)	MW at Peak (Da)	Polydispersity	Intrinsic Viscosity (dL/g)
P19230-ABA_crd_01.vdt	27,020	30,586	31,550	1.132	0.4341