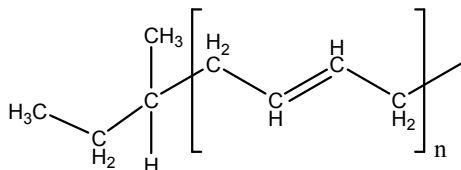


**Sample Name:** Polybutadiene (1, 4-rich microstructure)

**Sample #:** P19358-Bd

**Structure:**



**Composition:**

Mn x 10 <sup>3</sup>	PDI
361.0	1.05
1,4 addition	>92%

**Synthesis Procedure:**

The 1,4-addition polybutadiene was prepared by anionic living polymerization of butadiene in non-polar media.

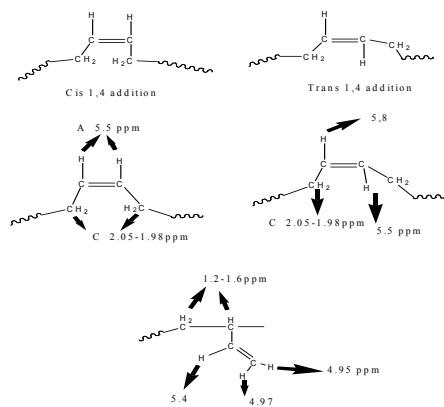
**Characterization:**

By GPC and HNMR.

**Microstructure:** The ratio between 1,4- and 1,2-addition was calculated by <sup>1</sup>H NMR spectroscopy.

**Solubility:**

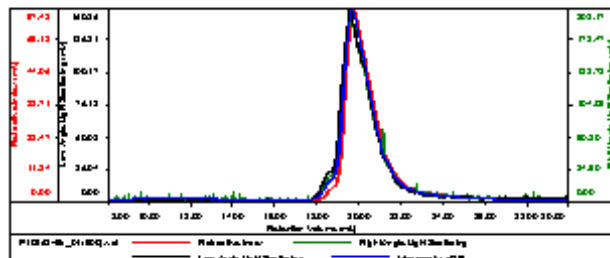
The polybutadiene is soluble in DMF, THF, toluene, hexane, cyclohexane and CHCl<sub>3</sub>. It precipitates from methanol, ethanol and water.



**SEC of Sample:**

**Sample ID:** P19358-Bd

Concentration (mg/mL)	0.8172
Sample dn/dc (mL/g)	0.1250
Method file	PSS0K-June30-20150000.ucm
Column Set	3x PL11135000
Solvent	THF



Sample	MW Number Average (Da)	MW Weight Average (Da)	MW at Peak (Da)	Polydispersity	Intrinsic Viscosity (dL/g)
P19358-Bd_01500000.ucl	361.406	361.620	361.145	1.053	15.0885

