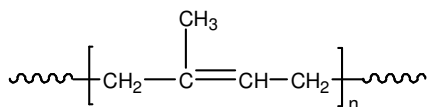


Sample Name: Polyisoprene, rich in 1,4-addition

Sample #: P19433-Ip



Composition:

Mn x 10 ³	Mw/Mn
1,077.0	1.3

Microstructure:

1,4-addition		1,2- & 3,4-addition
Cis-isomer	Trans-isomer	
89 %	11 %	—

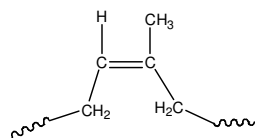
Synthesis Procedure:

Polyisoprene was obtained by living anionic polymerization.

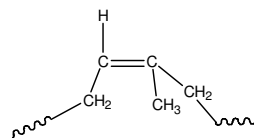
Characterization:

The microstructure of polymer was calculated from ¹H NMR data. Molecular weight and polydispersity index (M_w/M_n) of the polymer were determined by size exclusion chromatography (SEC).

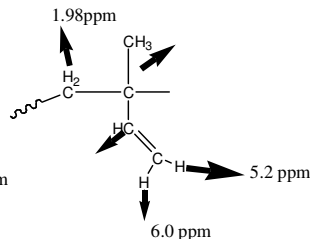
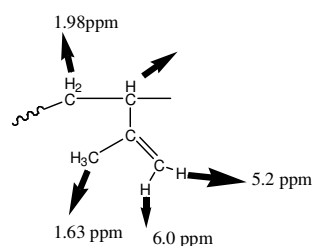
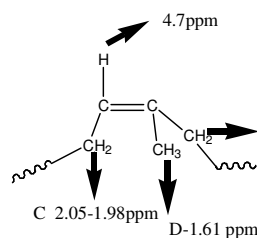
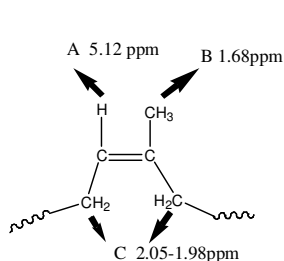
Proton shifts in ¹H NMR:



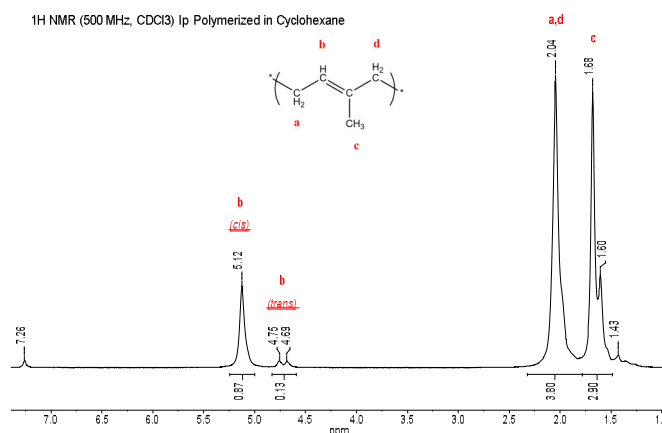
Cis 1,4 addition



Trans 1,4 addition



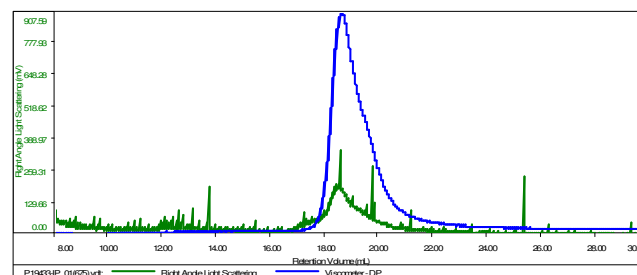
¹H NMR (500 MHz; CDCl₃) of polyisoprene:



SEC elugram of polyisoprene:

Sample ID:P19433-IP

Concentration (mg/mL)	0.2559
Sample dn/dc (mL/g)	0.1250
Method File	PS80K-June30-2015-0000.vom
Column Set	3x PL 1113-6300
Solvent	THF



Sample	MW Number Average (Da)	MW Weight Average (Da)	MW at Peak (Da)	Polydispersity	Intrinsic Viscosity (dL/g)
P19433-IP_01(675).vcl	1.077 e6	1.475 e6	1.121 e6	1.370	11.4489