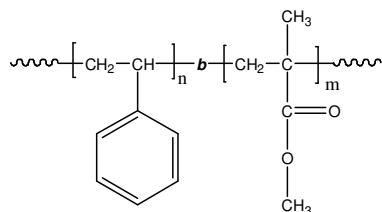


**Sample Name:** Poly(styrene-*b*-methyl methacrylate)  
(polymethylmethacrylate rich in atactic)

**Sample #:** P19610P-SMMA

**Structure:**



**Composition:**

Mn x 10 <sup>3</sup> S-b-MMA	PDI
980.0-b-1,020.0	1.07

S:h:I	42:52:6
-------	---------

T <sub>g</sub> for PS block: 103°C	T <sub>g</sub> for PMMA120 oC
------------------------------------	-------------------------------

**Synthesis procedure:**

Poly(styrene-*b*-methyl methacrylate) is prepared by living anionic polymerization in THF at -78 °C using sec.BuLi initiator in the presence of LiCl. Polystyrene macroanions were end capped with a unit of diphenyl ethylene (DPE) before adding methylmethacrylate (MMA) monomer. For further details please see our published articles.<sup>1-5</sup>

**Characterization:**

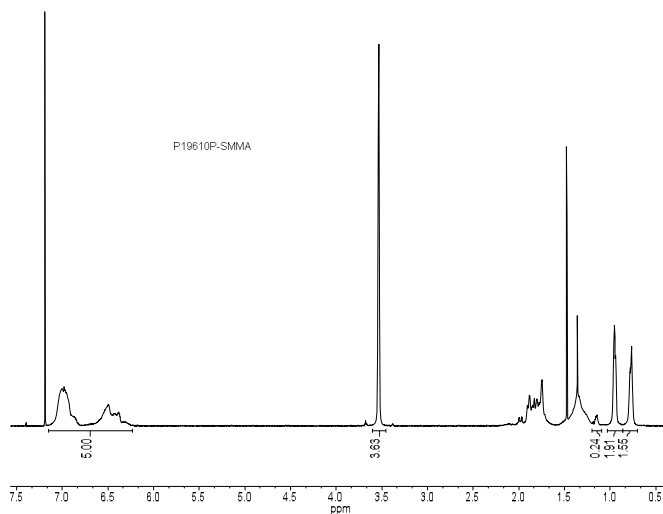
An aliquot of the anionic polystyrene block was terminated before addition of MMA and analyzed by size exclusion chromatography (SEC) to obtain the molecular weight and polydispersity index (PDI). The final block copolymer composition was calculated from <sup>1</sup>H-NMR spectroscopy by comparing the peak area of the poly(methyl methacrylate) protons (eg. -OCH<sub>3</sub> at 3.6ppm) with the of aromatic protons of polystyrene at 6.3-7.2 ppm. Copolymer PDI is determined by SEC.

Thermal analysis of the samples was carried out using a differential scanning calorimeter (TA Q100) at a heating rate of 15°C/min. The inflection glass transition temperature (T<sub>g</sub>) of the sample has been considered.

**Solubility:**

Poly(methyl methacrylate) is soluble in THF, CHCl<sub>3</sub>, toluene and dioxane. The polymer precipitates from hexanes, methanol and ethanol.

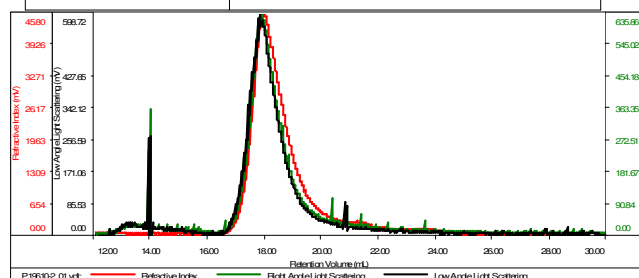
**<sup>1</sup>H-NMR Spectrum:**



**SEC elugram**

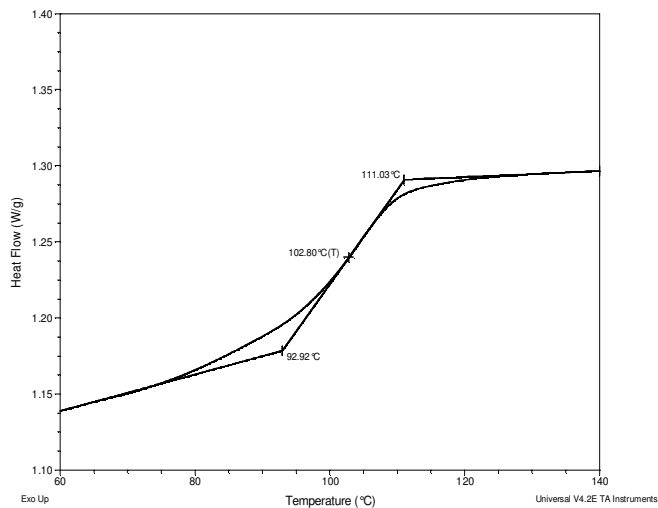
**Sample ID-P19610-SMMA**

Concentration (mg/mL)	0.5417
Sample dn/dc (mL/g)	0.1120
Method File	PS80K-June80-2015-0000.vcm
Column Set	3x PL 1113-6300
Solvent	THF



Sample	MW Number Average (Da)	MW Weight Average (Da)	MW at Peak (Da)	Polydispersity	Intrinsic Viscosity (dL/g)
P19610-2_01.vcl	2.003 e 6	2.146 e 6	2.333 e 6	1.071	9.9763

## Thermogram of the sample



## References for further information:

1. S. K. Varshney, R. Fayt, Ph. Teyssie, and J.P. Hautekeer US Patent 5,264,527 (1993)
2. Ph. Teyssie, Ph. Bayard, R. Jerome, S. K. Varshney, and J. S. Wang, *35th IUPAC International Union of Pure & Applied Chemistry International Symposium on Macromolecules* 1994, 67.
3. Ph. Teyssie, R. Fayt, J. P. Hautekeer, C. Jacobs, R. Jerome, L. Leemans and S. K. Varshney *Makromolekular Chemie, Macromol. Symp.*, 1990, 32,61-73.
4. S. K. Varshney, J. P. Hautekeer, R. Fayt, R. Jerome, and Ph.Teyssie *Macromolecules*, 1990, 23, 2618-2622.